

**RIVERSIDE COUNTY
COMMUNITY CORRECTIONS PARTNERSHIP EXECUTIVE COMMITTEE**

Downtown Law Building
3960 Orange Street, 5TH Floor Conference Room, Riverside, CA
April 5, 2016, 1:30 P.M.

AGENDA

1. Call to Order – Roll Call
2. Approval of Minutes – Action Item
- January 5, 2016
3. AB 109 FY 15/16 Midyear Budget Report – Action Item
4. AB 109 FY 15/16 Revised Budget – Action Item
5. FY 16/17 Budget Development – Discussion Item
6. 2016 CCPEC Meeting Schedule – Discussion Item
7. Realignment Implementation Plan – Discussion Item
8. Workgroup Reports – Discussion Items
 - a) Measurable Goals
 - b) Fiscal
 - c) Health and Human Services
 - d) Day Reporting Center
9. Staff Reports – Discussion Items
 - a) Probation
 - b) Sheriff
 - c) RUHS
 - d) Police
 - e) District Attorney
 - f) Public Defender
 - g) Court
10. Public Comments
11. Next Meeting: May 24, 2016; 1:30 P.M.

In accordance with State Law (The Brown Act):

- *The meetings of the CCP Executive Committee are open to the public. The public may address the Committee within the subject matter jurisdiction of this committee.*
- *Disabled persons may request disability-related accommodations in order to address the CCP Executive Committee. Reasonable accommodations can be made to assist disabled persons if requested 24-hours prior to the meeting by contacting Riverside County Probation Department at (951) 955-2830.*
- *The public may review open session materials at www.probation.co.riverside.ca.us under Related Links tab or at Probation Administration, 3960 Orange St., 6th Floor, Riverside, CA.*
- *Items may be called out of order.*



Riverside County
Community Corrections Partnership Executive Committee
Downtown Law Building, 5th Fl., Conference Room, Riverside CA
January 5, 2016, 1:30 PM
Minutes

1. Call to order - Roll Call

The meeting was called to order by the Vice Chairman Steve Harmon at 1:32 PM.

Steve Harmon advised that due to Mark Hake being out of the office, he as Vice Chairman has been asked to run the CCPEC meeting. In addition, he took the opportunity on behalf of CCPEC to thank the Probation Department Administrative staff for their invaluable support to the committee.

Roll call of the members:

Steve Harmon, Public Defender, Vice Chairman
Dave Brown, Chief of Police, Hemet
W. Samuel Hamrick, Jr., Court Executive Officer
Michael Hestrin, District Attorney
Zareh Sarrafian, Assistant CEO – Riverside University Health System

Not in attendance:

Mark Hake, Chief Probation Officer, Chairman
Stan Sniff, Sheriff

2. Approval of Minutes

Steve Harmon entertained a motion to approve the Community Corrections Partnership Executive Committee (CCPEC) meeting minutes dated October 6, 2015 (handout). The motion was moved by Michael Hestrin and seconded by Zareh Sarrafian. The motion passed as follows:

Aye: Harmon, Brown, Hestrin, Sarrafian
Nay: None
Absent: Hake, Sniff
Abstain: Hamrick

3. AB 109 FY 15/16 First Quarter Budget Report

Chief Deputy Doug Moreno reviewed the Summary of Expenditures (Schedule A) as follows:

CCPEC Budget \$80.04M (including the contingency of \$1.06M)

- \$62.35M FY 15/16 Annual Budget
- \$4.54M Contingency Funds
- \$9.26M FY 14/15 Rollover Funds
- \$3.89 FY 14/15 Growth Funds, \$1.06M allocated to the contingency fund

Other Funds \$6.99M

- \$1.90M, additional funding for District Attorney and Public Defender
- \$0.93M, AB 109 Planning Grant, including rollover funds
- \$1.28M, Police Grant Funds
- \$2.88M, 2nd Strikers funding for Probation

Doug Moreno stated that all of the reporting agencies are estimating to fully expend their respective CCPEC allocation for FY 15/16. Health and Human Services (HHS) is projecting a shortfall of \$2.70M. The FY 15/16 Financial Reports for the six months ending in December 31, 2015 are due January 18, 2016.

Dave Brown asked how the HHS projected shortfall will be addressed within the CCPEC. Interim CFO Bill Gorenstein stated they plan to request funding from the CCPEC contingency if there is funding available. He reported the funding shortfall is mostly in correctional health and there is a slight shortfall in the hospital fund. The projected shortfall of \$2.70M is larger than the contingency fund and will need to be discussed with the Executive Office to potentially be funded by the County General Fund. The Riverside University Health System (RUHS) staff have indicated in previous meetings they plan to return to the CCPEC with data supporting their funding. Doug Moreno is working with the Fiscal Workgroup and RUHS to provide supporting data to determine what they are funding with AB 190 monies.

Jerry Gutierrez stated that the Sheriff's Department is attempting to determine the true costs of AB 109 for the jail population. Their department medical transports have increased by almost double than prior to the realignment population being placed in County jails.

Steve Harmon made a motion to receive and file the FY 15/16 Financial Report - Summary of Expenditures (Schedule A) and the individual CCPEC Agency Financial Reports. The motion was seconded by Zareh Sarrafian and passed as follows:

Aye: Harmon, Brown, Hestrin, Sarrafian

Nay: None

Absent: Hake, Sniff

Abstain: Hamrick

4. AB 109 Growth Allocation Update

Rosario Rull reported that California State Association of Counties was notified by the Department of Finance that an error was made in the two realignment growth accounts: Support Services and Health Realignment account and the Public Safety account, and the County allocations have been adjusted to reflect the corrected amounts in favor of public safety. A Probation Department analyst noticed the revised amounts were inconsistent with the growth allocation formula and Riverside County was receiving less that was previously stated. The analyst contacted the State and they acknowledged the error and have recalled all of the issued checks. Rosario Rull stated that we are hoping to have the correct growth allocation amount by the April CCPEC meeting. If the County gets the revised projected growth allocation amount it could be an additional \$4M to Riverside County. This could potentially restore funding to all CCPEC agencies to 100% of their FY 15/16 budget requests. As of today, please conduct business as usual as the regular allocation is coming in as anticipated and will not affect normal budget operations.

5. Workgroup Reports

a) Measurable Goals - Chief Deputy Ron Miller reported the Implementation Plan Survey was submitted to Board of State and Community Corrections (BSCC) prior to the deadline. All agencies provided goals they plan to achieve and the Measurable Goals committee plans to follow up throughout the year to ensure they are on-track. Doug Moreno reminded the group that timely

submittal of the Riverside County AB 109 Implementation Plan to the state provides \$200K to fund CCPEC planning and training. Riverside County should be receiving this funding shortly.

b) Fiscal - Nothing to report.

c) Health and Human Services - Nothing to report.

d) Day Reporting Center (DRC) - Assistant Division Director Jason Beam stated there has been progress on the Indio DRC. The Board of Supervisors approved a lease for the facility and demolition began December 2015. The Indio DRC will have many of the same programs that are provided at the Temecula and Riverside DRCs. Dave Brown asked if there has been any progress on getting a DRC in Hemet. At this time the County has not been successful in finding a DRC location in Hemet.

6. Staff Reports

a) Probation - Jason Beam reviewed the following handouts dated November 23, 2015:

- AB 109 Status Report
- Post-release Community Supervision Fact Sheet
- Post Release Community Supervision (PRCS) Population by City
- Active Mandatory Supervision (MS) Population by City

There was discussion regarding flash incarceration statistics. Jason Beam stated that he does not currently have statistics regarding the average time an offender is flash incarcerated or the amount of time specific offenders have been flash incarcerated. Jerry Gutierrez advised the Sheriff's Department contacts the Probation Department if an offender is flash incarcerated more than three times to ensure supervision is as effective as possible. Ron Miller indicated the Probation Department along with other county departments are working with CA Forward to assist in determining the effectiveness of programs used by the county. Steve Harmon advised there is legislation, SB 266, which has been created to use flash incarceration on the MS population.

b) Sheriff – Chief Deputy Scot Collins reported that although “fed kicks” have been reduced in 2015, the jails are still at maximum capacity and are continuing to release inmates early. He reviewed the AB 109 Impact Report dated December 1, 2015 as follows:

- Total federal releases for 2014 were 10,895.
- Year to date federal releases for 2015 is 3,210.
- Year to date flash incarcerations booked is 2,401.
- Currently there are 61 fire camp participants.
- Currently there are 81 SECP (electronic monitoring) full time participants.
- Currently there are 19 inmates housed in an Imperial County contract bed.

There was discussion regarding the effects of Prop 47 on the jail system. Jerry Gutierrez stated that jail bookings have dropped between 15-18% but they continue to be at full capacity. He advised the Sheriff's Department is working to address the changing jail population by adjusting the programs offered in the jails.

c) Health and Human Services - Nothing to report.

d) Police - Dave Brown advised that 2015 was a great year for PACT. Moreno Valley Police Department and Lake Elsinore Police Department have both contributed members to the West and Central PACT teams. Coachella Police Department and San Jacinto Police Department plan to add members to their local PACT teams shortly. The Corona Police Department is now the reimbursing agency for the state funds distributed to Riverside County. Dave Brown stated the PACT teams are very interested in being involved with the DRCs.

e) District Attorney – Michael Hestrin reported in 2015 they reviewed the AB 109 policies and decided to continue status quo. Due to the implementation of Prop 47, they have seen a reduction in federal releases but offenders are still released early due to overcrowding. He met with Mark Hake and Steve Harmon to discuss flash incarceration and SB 266. Steve Harmon shared they discussed initiating a county approach to flash incarceration by way of agreement. Jerry Gutierrez requested the Sheriff’s Department be included in any further discussions regarding flash incarceration.

f) Courts – Sam Hamrick advised they are completing their first report on the Amnesty Program. Last year the legislature passed a bill that forgives old parking tickets and fees (prior to January 1, 2013). The program will run until March 31, 2017. He indicated the program has been very successful the past few months.

7. Public Comments

Vonya Quarles asked if Riverside County has determined the amount saved due to Prop 47. If so, is Riverside County planning to lobby to ensure the savings are returned to the county? She also asked if the Alternatives to Jail Committee have identified any way to reduce jail overcrowding and if bail reform is included in the discussions.

Steve Harmon responded this is not a Prop 47 committee and he is not aware if Riverside County has attributed any savings to Prop 47. Principal Management Analyst Elizabeth Olson from the Executive Office advised they have begun to look into the cost of Prop 47 through the Office of the Public Defender and the District Attorney’s Office and costs have increased, not decreased since the implementation of Prop 47. Therefore at this time there are no savings. Steve Harmon stated there is a short term and long term aspect to Prop 47. There is a three year period to clean up cases and once the cleanup is finished there could be savings in the long run. With the current CCPEC agenda, they are not able to address anything further in regards to Prop 47.

Rosario Rull advised that she has attended the Alternatives to Jail Committee meetings with Mark Hake and at this time, bail reform has not yet been discussed.

The meeting was adjourned at 2:32 PM.

An attendance sheet was signed by all present and will be kept on file.

Meeting minutes submitted by Executive Secretary Allison Paterson.

**Submittal to the Community Corrections Partnership
Executive Committee
April 5, 2016**

Agenda Item 3

From: Fiscal Procedures Work Group

Subject: FY 2015/16 Community Corrections Partnership Executive Committee (CCPEC) Financial Reports for the period July 1, 2015 to December 31, 2015.

Background: On Tuesday, October 6, 2015, the CCPEC approved the FY 2015/16 AB 109 budgets. Additionally, as previously approved by the CCPEC, the quarterly reporting template provides a method of financial reporting every 90 days by each CCPEC agency. The reporting period is for the six months ending December 31, 2015. The due date for the report was January 19, 2016.

The template includes a narrative component for providing budget status, identifying/addressing budget and program concerns, and a summary of AB 109 activities performed during the reporting period.

The Probation Department, as the fiscal administrator of the AB 109 Funds, has prepared the attached Summary of Expenditures (Schedule A) based on the financial schedules provided by each individual CCPEC agency. Each agency's submitted financial schedules are also included in the attached report.

Summary of Expenditures (Schedule A)

The attached FY 2015/16 Financial Report – Summary of Expenditures (Schedule A) summarizes the CCPEC agency budgets as approved on October 6, 2015:

- CCPEC Budget \$80.04M (including contingency of \$1.06M)
 - \$62.35M, FY 2015/16 Annual Budget
 - \$4.54M Contingency Funds.
 - \$9.26M FY 2014/15 Rollover Funds.
 - \$3.89M FY 2014/15 Growth Funds, \$1.06M allocated to the contingency fund.

- Other Funds \$6.99M
 - \$1.90M, additional funding for District Attorney and Public Defender.
 - \$0.93M, AB 109 Planning Grant, including rollover funds.
 - \$1.28M Police Grant funds.
 - \$2.88M PRCS – 2nd Strikers funding for Probation.

**Submittal to the Community Corrections Partnership
Executive Committee
April 5, 2016**

Agenda Item 3

The FY 2015/16 Midyear Financial Reports have been received from each CCPEC agency with the exception of the Riverside University Health System (RUHS). The reports include information as to their actual expenditures for the period July 1, 2015 to December 31, 2015, and year-end estimates through June 30, 2016 (for the Operating Funds and Other Funds). The Public Defender, District Attorney and PACT are estimating to fully expend their respective CCPEC allocations for FY 2015/16. The Sheriff and Probation are estimating to rollover unexpended allocations for FY 2015/16. As the RUHS midyear financial information is unavailable, the year-end estimates provided on the agency's 1st Qtr. report were used for this reporting period (projected shortfall of \$2.70M).

Overall, the total year end estimated expenditures for all the CCPEC agencies are approximately \$76.97M through June 30, 2016. The remaining net balance of approximately \$3.07M (\$1.06M in Contingency Funds, plus \$4.71M in rollover funds from Probation and Sheriff, less \$2.7M RUHS shortfall) is available for use and/or rollover into FY 2016/17.

The FY 2015/16 Financial Reports for the nine months ending March 31, 2016 are due Monday, April 18, 2016.


Other Period 2 Financial Report Highlights

- The FY 2015/16 budget of \$62.35M in payments to Riverside County averages approximately \$5.19M per month.
- The total AB 109 Operating Funds received year to date (commencing September 2015), inclusive of the March 2016 allocation - \$36.23M.
- To date, payments have averaged approximately \$5.18M and have been received in regular monthly intervals (next payment is scheduled for April 27, 2016).

Recommended Motion: That the Community Corrections Partnership Executive Committee:

1. Receive and file the FY 2015/16 Financial Report – Summary of Expenditures (Schedule A) and the individual CCPEC Agency Financial Reports.

Respectfully submitted on behalf of the
Fiscal Procedures Work Group,



Douglas E. Moreno
Chief Deputy Probation Administrator

**AB 109 Community Corrections Partnership Executive Committee (CCPEC)
 FY 2015/16 Financial Report - Summary of Expenditures
 Reporting Period 2 - July 1, 2015 to December 31, 2015
 April 5, 2016**

Agenda Item 3
 Schedule A

CCPEC Agency	CCPEC Agency Budgets Approved October 6, 2015 FY 2015/16				CCPEC Agency Budgets Actual/Estimated Expenditures FY 2015/16				Total
	Rollover Funds	Contingency + Growth Funds	Annual Operating Budgets	Total	Operating Funds		Total		
					FY 2014/15	FY 2015/16	7/1/15 - 12/31/15	01/1/16 - 6/30/16	
Probation Department	\$ 5,147,330	\$ (1,190,902)	\$ 16,681,691	\$ 20,638,119	\$ 6,472,097	\$ 12,178,384	\$ 18,650,481	\$ 1,987,638	
Sheriff's Department	3,343,285	(457,355)	28,698,069	31,583,999	12,462,815	16,395,045	28,857,860	\$ 2,726,139	
District Attorney	38,777	(1,117,079)	1,686,704	608,402	428,251	180,151	608,402	\$ -	
Public Defender	0	(471,426)	1,289,688	818,262	453,539	364,723	818,262	\$ -	
RUHS	530,839	11,071,312	11,834,256	23,436,407	Unavailable	Unavailable	26,140,769	(1) \$ (2,704,362)	
Police	196,005	(484,051)	2,159,751	1,891,705	241,258	1,650,447	1,891,705	\$ -	
Contingency (2)	0	1,059,282		1,059,282	-	-	0	\$ 1,059,282	
Sub-Total	\$ 9,256,236	\$ 8,429,781	\$ 62,350,159	\$ 80,036,176	\$ 20,057,960	\$ 30,768,750	\$ 76,967,479	\$ 3,068,697	
<u>Other Funds</u>									
District Attorney	\$ -	\$ 245,250	\$ 706,676	\$ 951,926	\$ -	752,763	752,763	\$ 199,163	
Public Defender	-	245,250	706,676	951,926	469,805	482,121	951,926	-	
Superior Court	-	-	Unavailable	-	Unavailable	Unavailable	Unavailable	Unavailable	
Planning Grant	725,218	-	200,000	925,218	\$887	25,000	25,887	899,331	
Police Grant	-	-	1,280,130	1,280,130	-	-	0	1,280,130.00	
PRCS (2nd Strikers)	1,157,397.00	-	1,722,000	2,879,397	16,284	120,000	136,284	2,743,113	
Sub-Total Other Funds	\$ 1,882,615	\$ 490,500	\$ 4,615,482	\$ 6,988,597	\$ 486,977	\$ 1,379,884	\$ 1,866,861	\$ 5,121,736	
Grand Total	\$ 11,138,851	\$ 8,920,281	\$ 66,965,641	\$ 87,024,773	\$ 20,544,937	\$ 32,148,634	\$ 78,834,340	\$ 8,190,433	

(1) As the RUHS midyear financial information is unavailable, the year-end estimates provided on the agency's 1st Qtr. report were used for this reporting period.

AB 109 Community Corrections Partnership Executive Committee
FY 2015/16 Financial Report - Operating Funds
7/1/15 - 12/31/15

CCPEC Agency: Probation
 Dept Number (if applicable): 26002-26007
 Reporting Period (1, 2, 3, or 4): 2

EXPENDITURES

Level	Description	FY 15/16 Budget	50% Of Budget	7/1/15 - 12/31/15 Actuals	01/1/16-6/30/16 Estimates	FY 15/16 Year-end Estimates	Year-end Variance	Full-Year (On-Going) Estimates
1	Salaries & Benefits	\$14,335,794	\$7,167,897	\$5,310,970	\$7,087,295	\$12,398,265	1,937,529.41	\$0
2	Supplies & Services	5,906,249	2,953,124	1,101,982	4,769,430	5,871,412	34,837	0
3	Other Charges	376,076	188,038	59,145	301,660	360,804	15,272	0
4	Fixed Assets	20,000	10,000	0	20,000	20,000	0	0
7	Interfund Transfers	0	0	0	0	0	0	0
	Total Expenditures	\$20,638,119	\$10,319,060	\$6,472,097	\$12,178,384	\$18,650,481	\$1,987,638	\$0

DEPARTMENTAL REVENUE

Code	Description	FY 15/16 Budget	50% Of Budget	7/1/15 - 12/31/15 Actuals	01/1/16-6/30/16 Estimates	FY 15/16 Year-end Estimates	Year-end Variance	Full-Year (On-Going) Estimates
		\$20,638,119	\$10,319,060	\$5,823,632	\$12,826,849	\$18,650,481	(\$1,987,638)	\$0
		0	0	0	0	0	0	0
		0	0	0	0	0	0	0
	Total Dept. Revenue	\$20,638,119	\$10,319,060	\$5,823,632	\$12,826,849	\$18,650,481	(\$1,987,638)	\$0
	NET COST	\$0	\$0	\$648,465	(\$648,465)	(\$0)	\$0	\$0

**AB 109 Community Corrections Partnership Executive Committee
 FY 2015/16 Financial Report - Operating Funds
 7/1/15 - 12/31/15**

CCPEC Agency: Probation
 Dept Number (if applicable): 26002-26007
 Reporting Period (1, 2, 3, or 4) 2

NARRATIVE

**1. Description of current budget status, including any known or potential problem areas within the budget and options and/or recommendations for addressing these issues.
 (Please include in this section budget details such as number of filled/vacant positions, fixed asset expenditures, etc.)**

Expenditures for the period of July 1, 2015 through December 31, 2015 were approximately \$6.47M. Expenses primarily included salaries and benefits for the department's AB 109 filled positions (143). The Probation department anticipates incurring additional costs associated with the continued implementation of AB 109, such as the hiring of remaining positions, one-time costs for expanding office location in the Desert Services Division Day Reporting Center (expected to open before the end of the fiscal year 15/16). In addition, increased services and supplies to implement continuing programs such as providing bus passes, clothing, tattoo removal service, evidence based programs, electronic monitoring, sex offender treatment services and other special program support services (i.e. expanding Transition Re-entry Unit program to increase the range of hours available and the number of defendants to be contacted for the AB109 population). Other costs include standard operating costs, additional vehicle requests, costs of equipment/fixes assets, and indirect costs.

2. Provide a summary of AB 109 activities performed during the reporting period (if desired, copies of the monthly CCPEC reports may be attached).

As of November 23, 2015, total Post-release Community Supervision (PRCS) assigned to a caseload - 1,730, and 172 pending assessment, for a total active supervision of 1,902. Mandatory Supervision cases ordered by the Court - 5,638 and 946 Mandatory Supervision clients assigned to a caseload, and 147 pending assessment, for a total active supervision of 1,093. Total PRCS and MS Offenders assigned to a caseload - 2,676.

Reporting Period: 7/1/15 - 12/31/15

Prepared by: Viola Becker

Date: 10/19/15

Approved by: Cheryl Williams, Admin Svcs Mgr II

Date:

**AB 109 Community Corrections Partnership Executive Committee
FY 2015/16 Financial Report - Operating Funds
7/1/15 - 12/31/15**

CCPEC Agency: Sheriff Department
 Dept Number (if applicable): 250-040-0000
 Reporting Period (1, 2, 3, or 4):

EXPENDITURES

Level	Description	FY 15/16 Budget	100% Of Budget	7/1/15 - 12/31/15 Actuals	1/1/16-6/30/16 Estimates	FY 15/16 Year-end Estimates	Year-end Variance	Full-Year (On-Going) Estimates
1	Salaries & Benefits	\$18,912,686	\$18,912,686	\$8,825,366	\$10,061,196	\$18,886,562	\$26,124	\$0
2	Supplies & Services	\$12,045,235	\$12,045,235	\$3,619,824	\$5,884,003	\$9,503,827	\$2,541,408	\$0
3	Other Charges	\$626,079	\$626,079	\$17,625	\$449,846	\$467,471	\$159,608	\$0
4	Fixed Assets	\$0	\$0	\$0	\$0	\$0	\$0	\$0
7	Interfund Transfers	\$0	\$0	\$0	\$0	\$0	\$0	\$0
	Total Expenditures	\$31,584,000	\$31,584,000.00	\$12,462,815	\$16,395,045	\$28,857,860	\$2,726,140	\$0

DEPARTMENTAL REVENUE

Code	Description	FY 15/16 Budget	100% Of Budget	7/1/15 - 12/31/15 Actuals	1/1/16-6/30/16 Estimates	FY 15/16 Year-end Estimates	Year-end Variance	Full-Year (On-Going) Estimates
		\$31,584,000	\$31,584,000	\$12,462,815	\$16,395,045	\$28,857,860	(\$2,726,140)	\$0
		\$0	\$0	\$0	\$0	\$0	\$0	\$0
		\$0	\$0	\$0	\$0	\$0	\$0	\$0
	Total Dept. Revenue	\$31,584,000	\$31,584,000	\$12,462,815	\$16,395,045	\$28,857,860	(\$2,726,140)	\$0
	NET COST	\$0	\$0	\$0	\$0	\$0	\$0	\$0

AB 109 Community Corrections Partnership Executive Committee
FY 2015/16 Financial Report - Operating Funds
7/1/15 - 12/31/15

CCPEC Agency: Sheriff Department
Dept Number (if applicable): 250-040-0000
Reporting Period (1, 2, 3, or 4): 2

NARRATIVE

1. Description of current budget status, including any known or potential problem areas within the budget and options and/or recommendations for addressing these issues.
The spending plan for the Sheriff's Department included funding to help mitigate the impact of Realignment inmates in the local jails, provide for new and enhanced alternatives to incarceration, and deliver meaningful programming to incarcerated Realignment inmates in an effort to provide tools for their successful return to the community. Most of the funding budgeted for related salaries and overtime costs are on track to be exhausted. Contract beds, through our fire camp program and imperial county, are now in place and their numbers are expected to continue to increase during current fiscal year however, we anticipate some savings. A number of facility improvement projects, with specific focus on the inmate population with mental health needs, are expected to be completed this fiscal year.

2. Provide a summary of AB 109 activities performed during the reporting period (if desired, copies of the monthly CCPEC reports may be attached).
During this period, the Sheriff's Department continued implementation of our fire camp program, an MOU with Imperial County for a limited number of contract jail beds, and continued to roll out programming opportunities for in-custody Realignment inmates. The Department continues to refine its processes for inmate evaluation using evidence-based practices and work with other state and local agencies on data gathering and analysis. The local jails continue in a chronic state of overcrowding, requiring early releases pursuant to Federal Court Order. Further data covering the impact of Realignment on Sheriff's Corrections is reflected in monthly reports presented during the CCPEC scheduled meetings.

Reporting Period: 7/1/15 - 12/31/15

Prepared by: Essam A. Ali, Administrative Services Manager II

Approved by: Scot Collins, Chief Deputy

Date: 1/19/15

Date: 1/19/15

**AB 109 Community Corrections Partnership Executive Committee
 FY 2015/16 Financial Report - Operating Funds
 7/1/15 - 12/31/15**

District Attorney
 Budget Unit
 2

CCPEC Agency:
 Dept Number (if applicable):
 Reporting Period (1, 2, 3, or 4)

<u>EXPENDITURES</u>		FY 15/16 Budget	50% Of Budget	7/1/15 - 12/31/15 Actuals	1/1/16-6/30/16 Estimates	FY 15/16 Year-end Estimates	Year-end Variance	Full-Year (On-Going) Estimates
Level	Description							
1	Salaries & Benefits	\$1,545,328	\$772,664	\$426,165	\$920,000	\$1,346,165	\$199,163	\$0
2	Supplies & Services	15,000	7,500	2,086	12,914	15,000	0	0
3	Other Charges	0	0	0	0	0	0	0
4	Fixed Assets	0	0	0	0	0	0	0
7	Interfund Transfers	0	0	0	0	0	0	0
Total Expenditures		\$1,560,328	\$780,164	\$428,251	\$932,914	\$1,361,165	\$199,163	\$0

<u>DEPARTMENTAL REVENUE</u>		FY 15/16 Budget	50% Of Budget	7/1/15 - 12/31/15 Actuals	1/1/16-6/30/16 Estimates	FY 15/16 Year-end Estimates	Year-end Variance	Full-Year (On-Going) Estimates
Code	Description							
		\$0	\$0	\$0	\$0	\$0	\$0	\$0
		0	0	0	0	0	0	0
		0	0	0	0	0	0	0
Total Dept. Revenue		\$0	\$0	\$0	\$0	\$0	\$0	\$0
NET COST		\$1,560,328	\$780,164	\$428,251	\$932,914	\$1,361,165	\$199,163	\$0

AB 109 Community Corrections Partnership Executive Committee
FY 2015/16 Financial Report - Operating Funds
7/1/15 - 12/31/15

CCPEC Agency: District Attorney
Dept Number (if applicable): Budget Unit
Reporting Period (1, 2, 3, or 4) 2

NARRATIVE

1. Description of current budget status, including any known or potential problem areas within the budget and options and/or recommendations for addressing these issues.
Positions include: 3 Senior DA Investigators, 1.5 Dep. District Attorneys, 3 Victim Services Advocates and 3 Legal Support Assistants. No known problem areas within the budget at this time.

2. Provide a summary of AB 109 activities performed during the reporting period (if desired, copies of the monthly CCPEC reports may be attached).
The Senior DA Investigators are assigned to support the efforts of local police agencies with one investigator being assigned to each of the three regional Post-Release Accountability Compliance Teams (PACT); the Deputy District Attorney positions are assigned to represent the People of the State of California in prosecuting violations of PRCS and parole; the Victim Services Advocates assist the prosecutors handling the violation hearings with coordination and transportation of witnesses, notification of defendant release and the status of all court dates; the Legal Support Assistants are assigned to support the PRCS and parole violation files, notifications from court of PRCS and parole violations and input of case information into the DA's case management system.

Reporting Period: 7/1/15 - 12/31/15
Prepared by: Susan Slocum *Yes*
Date: 1/13/16
Approved by: *[Signature]*
Date: 1/15/16
Ginika Ezinwa, Deputy Director

**AB 109 Community Corrections Partnership Executive Committee
 FY 2015/16 Financial Report - Operating Funds
 7/1/15 - 12/31/15**

CCPEC Agency:
 Dept Number (if applicable):
 Reporting Period (2, 3, or 4)

Public Defender
 2400100000
 2

EXPENDITURES

Level	Description	FY 15/16 Budget	50% Of Budget	7/1/15 - 12/31/15 Actuals	01/01/16-6/30/16 Estimates	FY 15/16 Year-end Estimates	Year-end Variance	Full-Year (On-Going) Estimates
1	Salaries & Benefits	\$818,262	\$409,131	453,539	\$364,723	\$818,262	\$0	\$818,262
2	Supplies & Services	0	0	0	0	0	0	0
3	Other Charges	0	0	0	0	0	0	0
4	Fixed Assets	0	0	0	0	0	0	0
7	Interfund Transfers	0	0	0	0	0	0	0
Total Expenditures		\$818,262	\$409,131	\$453,539	\$364,723	\$818,262	\$0	\$818,262

DEPARTMENTAL REVENUE

Code	Description	FY 15/16 Budget	50% Of Budget	7/1/15 - 12/31/15 Actuals	01/01/16-6/30/16 Estimates	FY 15/16 Year-end Estimates	Year-end Variance	Full-Year (On-Going) Estimates
755900	CA-AB118 Local Revenue	\$818,262	\$409,131	\$453,539	\$364,723	\$818,262	\$0	\$818,262
		0	0	0	0	0	0	0
		0	0	0	0	0	0	0
Total Dept. Revenue		\$818,262	\$409,131	\$453,539	\$364,723	\$818,262	\$0	\$818,262
NET COST		\$0	\$0	\$0	\$0	\$0	\$0	\$0

AB 109 Community Corrections Partnership Executive Committee
FY 2015/16 Financial Report - Operating Funds
7/1/15 - 12/31/15

CCPEC Agency:
Dept Number (if applicable):
Reporting Period (2, 3, or 4)

Public Defender
2400100000
2

NARRATIVE

1. Description of current budget status, including any known or potential problem areas within the budget and options and/or recommendations for addressing these issues.
All current AB109 positions are filled.

2. Provide a summary of AB 109 activities performed during the reporting period (if desired, copies of the monthly CCPEC reports may be attached).
In the FY12/13, the Law Offices of the Public Defender appeared on 1346 PRCS cases. For the FY13/14, the office appeared on 1796 PRCS cases. For the FY 14/15, the office appeared on 1605 cases. For the FY 15/16, the office has appeared on 800 PRCS cases in July-Dec.

Reporting Period: 7/1/15 - 12/31/15

Prepared by: Amanda De Gasperin

Date: 1/21/16

Approved by: Steve Harmon

Date: 1/21/16

AB 109 Community Corrections Partnership Executive Committee
FY 2015/16 Financial Report - Operating Funds
7/1/15 - 12/31/15

CCPEC Agency: PACT
 Dept Number (if applicable): 26002107000
 Reporting Period (1, 2, 3, or 4): 2

EXPENDITURES

Level	Description	FY 15/16 Budget	50% Of Budget	7/1/15 - 12/31/15 Actuals	10/1/15-6/30/16 Estimates	FY 15/16 Year-end Estimates	Year-end Variance	Full-Year (On-Going) Estimates
1	Salaries & Benefits	\$1,841,705	\$920,853	\$239,888	\$1,601,817	\$1,841,705	\$0	\$0
2	Supplies & Services	50,000	25,000	1,371	48,629	50,000	0	0
3	Other Charges	0	0	0	0	0	0	0
4	Fixed Assets	0	0	0	0	0	0	0
7	Intertund Transfers	0	0	0	0	0	0	0
Total Expenditures		\$1,891,705	\$945,853	\$241,258	\$1,650,446	\$1,891,705	\$0	\$0

DEPARTMENTAL REVENUE

Code	Description	FY 15/16 Budget	50% Of Budget	7/1/15 - 12/31/15 Actuals	10/1/15-6/30/16 Estimates	FY 15/16 Year-end Estimates	Year-end Variance	Full-Year (On-Going) Estimates
		\$1,891,705	\$945,853	\$221,182	\$1,670,523	\$1,891,705	(\$0)	\$0
		0	0	0	0	0	0	0
		0	0	0	0	0	0	0
Total Dept. Revenue		\$1,891,705	\$945,853	\$221,182	\$1,670,523	\$1,891,705	(\$0)	\$0
NET COST		\$0	\$0	\$20,076	(\$20,076)	\$0	\$0	\$0

**AB 109 Community Corrections Partnership Executive Committee
 FY 2015/16 Financial Report - Operating Funds
 7/1/15 - 12/31/15**

CCPEC Agency: PACT
 Dept Number (if applicable): 26002107000
 Reporting Period (1, 2, 3, or 4) 2

NARRATIVE

1. Description of current budget status, including any known or potential problem areas within the budget and options and/or recommendations for addressing these issues.

(Please include in this section budget details such as number of filled/vacant positions, fixed asset expenditures, etc.)
Invoices received, pending payment due to F11 Implementation Plan to be approved by BOS (est in Oct-Nov)

Invoices received/processed for payment YTD (12/31/15)			
City of Beaumont	\$	-	no invoices received YTD
Cathedral City	\$	100,074	Jul-Nov billing
City of Corona	\$	-	no invoices received YTD
City of Desert Hot Springs	\$	-	no invoices received YTD
City of Hemet	\$	61,592	Jul-Sept billing
City of Palm Springs	\$	79,593	Jul-Nov billing
City of San Jacinto (add FY16)	\$	-	no invoices received YTD
City of Coachella (add FY16)	\$	-	no invoices received YTD
TOTAL YTD	\$	241,258	

2. Provide a summary of AB 109 activities performed during the reporting period (if desired, copies of the monthly CCPEC reports may be attached).

The collaboration and coordination of local law enforcement agencies is essential in ensuring the successful operation of the AB109 program. Multi-agency Post-release Accountability and Corrections Teams (PACT) were established to augment efforts to supervise high-risk offenders and apprehend absconders. The primary mission of PACT is to allow local law enforcement agencies to work with the Probation Department to focus on "high risk" and "at large" PRCS offenders that pose the most risk to public safety. There are currently three (3) PACTs operating in the West, Central, and East regions of the county dedicated to identifying, investigating, locating and apprehending "non-compliant" PRCS offenders.

Reporting Period: 7/1/15 - 12/31/15
 Prepared by: Viola Becker
 Date: 1/19/16
 Approved by: Cheryl Williams, Admin Svcs Mgr II
 Date:

CCPEC Agency:
Dept Number (if applicable):
Reporting Period (2, 3, or 4)

Public Defender
2400100000
2

NARRATIVE

1. Description of current budget status, including any known or potential problem areas within the budget and options and/or recommendations for addressing these issues.
All current AB109 positions are filled.

2. Provide a summary of AB 109 activities performed during the reporting period (if desired, copies of the monthly CCPEC reports may be attached).
In the FY12/13, the Law Offices of the Public Defender appeared on 1346 PRCS cases. For the FY13/14, the office appeared on 1796 PRCS cases. For the FY 14/15, the office appeared on 1605 cases. For the FY 15/16, the office has appeared on 800 PRCS cases in July-Dec.

Reporting Period: 7/1/15 - 12/31/15

Prepared by: Amanda De Gasperin

Date: 1/21/16

Approved by: Steve Harmon

Date: 1/21/16

**AB 109 Community Corrections Partnership Executive Committee
 FY 2015/16 Financial Report - CCP Planning Grant Funds
 7/1/15 - 12/31/15**

CCPEC Agency: Probation
 Dept Number (if applicable): 2600700000
 Reporting Period (1, 2, 3, or 4): 2

EXPENDITURES

Level	Description	FY 15/16 Budget	50% Of Budget	7/1/15 - 12/31/15 Actuals	10/1/15-6/30/16 Estimates	FY 15/16 Year-end Estimates	Year-end Variance	Full-Year (On-Going) Estimates
1	Salaries & Benefits	\$0	\$0	\$0	\$0	\$0	\$0	\$0
2	Supplies & Services	\$525,216	262,608	\$887	25,000	25,887	499,329	0
3	Other Charges	400,000	200,000	0	0	0	400,000	0
4	Fixed Assets	0	0	0	0	0	0	0
7	Interfund Transfers	0	0	0	0	0	0	0
Total Expenditures		\$925,216	\$462,608		\$25,000	\$25,887	\$899,329	\$0

DEPARTMENTAL REVENUE

Code	Description	FY 15/16 Budget	50% Of Budget	7/1/15 - 12/31/15 Actuals	10/1/15-6/30/16 Estimates	FY 15/16 Year-end Estimates	Year-end Variance	Full-Year (On-Going) Estimates
		\$925,216	\$462,608	\$887	\$25,000	\$25,887	(\$899,329)	\$0
		0	0	0	0	0	0	0
		0	0	0	0	0	0	0
Total Dept. Revenue		\$925,216	\$462,608	\$887	\$25,000	\$25,887	(\$899,329)	\$0
NET COST		\$0	\$0		\$0	\$0	\$0	\$0

AB 109 Community Corrections Partnership Executive Committee
FY 2015/16 Financial Report - CCP Planning Grant Funds
7/1/15 - 12/31/15

CCPEC Agency: Probation
Dept Number (if applicable): 2600700000
Reporting Period (1, 2, 3, or 4): 2

NARRATIVE

1. Description of current budget status, including any known or potential problem areas within the budget and options and/or recommendations for addressing these issues.
(Please include in this section budget details such as number of filled/vacant positions, fixed asset expenditures, etc.)

Expenditures for the period of July 1, 2015 through December 31, 2015 consisted of County Counsel charges for providing assistance to the CCPEC. Anticipated costs in the next few months include CPOC, CSAC training courses and Annual AB 109 Conference. Other anticipated costs include additional training, consulting, evaluation and continued County Counsel costs.

2. Provide a summary of AB 109 activities performed during the reporting period (if desired, copies of the monthly CCPEC reports may be attached).

Reporting Period:

7/1/15 - 12/31/15

Prepared by:

Viola Becker

Approved by:

Cherilyn Williams, Admin Svcs Mgr. II

Date:

10/19/15

Date:

**AB 109 Community Corrections Partnership Executive Committee
 FY 2015/16 Financial Report - Other Funds - Second Strikers
 7/1/15 - 12/31/15**

CCPEC Agency: Probation
 Dept Number (if applicable): 2600210000-2600700000
 Reporting Period (1, 2, 3, or 4): 2

EXPENDITURES

Level	Description	FY 15/16 Budget	50% Of Budget	7/1/15 - 12/31/15 Actuals	10/1/15-6/30/15 Estimates	FY 15/16 Year-end Estimates	Year-end Variance	Full-Year (On-Going) Estimates
1	Salaries & Benefits	\$2,879,397	\$1,439,699	\$16,284	\$120,000.00	\$136,284	\$2,743,113	\$0
2	Supplies & Services	0	0	0	0	0	0	0
3	Other Charges	0	0	0	0	0	0	0
4	Fixed Assets	0	0	0	0	0	0	0
7	Interfund Transfers	0	0	0	0	0	0	0
Total Expenditures		\$2,879,397	\$1,439,699	\$16,284	\$120,000	\$136,284	\$2,743,113	\$0

DEPARTMENTAL REVENUE

Code	Description	FY 15/16 Budget	50% Of Budget	7/1/15 - 12/31/15 Actuals	10/1/15-6/30/15 Estimates	FY 15/16 Year-end Estimates	Year-end Variance	Full-Year (On-Going) Estimates
75928	AB-109 Local Comm Corrections	\$2,879,397	\$1,439,699	\$15,883	\$120,401	\$136,284	(\$2,743,113)	\$0
		0	0	0	0	0	0	0
		0	0	0	0	0	0	0
Total Dept. Revenue		\$2,879,397	\$1,439,699	\$15,883	\$120,401	\$136,284	(\$2,743,113)	\$0
NET COST		\$0	\$0	\$401	(\$401)	\$0	(\$0)	\$0

AB 109 Community Corrections Partnership Executive Committee
FY 2015/16 Financial Report - Other Funds - Second Strikers
7/1/15 - 12/31/15

CCPEC Agency: Probation
Dept Number (if applicable): 2600210000-2600700000
Reporting Period (1, 2, 3, or 4): 2

NARRATIVE

1. Description of current budget status, including any known or potential problem areas within the budget and options and/or recommendations for addressing these issues.

(Please include in this section budget details such as number of filled/vacant positions, fixed asset expenditures, etc.)

Effective February 10, 2014 action was taken to increase the goodtime credits of nonviolent second strike offenders from 20% to 33.3%. It is anticipated that early released offenders will be released to county supervision. On average, offenders are being released 33 days prior to their scheduled release date. The Governor slated \$11.3M statewide to compensate for the additional workload due to early releases. Riverside County carry-over \$1.16 M from FY 2014/15 and received \$1.72M on August 28, 2015. A project code was established for staff to track hours associated to program activity. Included in tracking time are analyst for data capturing and reporting.

2. Provide a summary of AB 109 activities performed during the reporting period (if desired, copies of the monthly CCPEC reports may be attached).

Reporting Period: 7/1/15 - 12/31/15

Prepared by: Viola Becker, Principal Accountant

Date: 1/20/15

Approved by: Doug Moreno, CDPA

Date:

**AB 109 Community Corrections Partnership Executive Committee
 FY 2015/16 Financial Report - Operating Funds
 7/1/15 - 12/31/15**

CCPEC Agency:
 Dept Number (if applicable):
 Reporting Period (1, 2, 3, or 4)

Treatment
 4100200000
 2

EXPENDITURES

Level	Description	FY 15/16 Budget	50% Of Budget	7/1/15 - 12/31/15 Actuals	1/1/16-6/30/16 Estimates	FY 15/16 Year-end Estimates	Year-end Variance	Full-Year (On-Going) Estimates
1	Salaries & Benefits	\$3,571,502	\$1,785,751	\$1,881,745	\$1,881,745	\$3,763,490	(\$191,988)	\$3,763,490
2	Supplies & Services	2,723,117	1,361,559	1,131,746	1,131,746	2,263,492	459,625	2,723,117
3	Other Charges	8,477,381	4,238,691	6,017,503	6,030,745	12,048,248	(3,570,867)	12,035,006
4	Fixed Assets	0	0	0	0	0	0	0
7	Interfund Transfers	0	0	0	0	0	0	0
Total Expenditures		\$14,772,000	\$7,386,000	\$9,030,994	\$9,044,236	\$18,075,230	(\$3,303,230)	\$18,521,613

DEPARTMENTAL REVENUE

Code	Description	FY 15/16 Budget	50% Of Budget	7/1/15 - 12/31/15 Actuals	1/1/16-6/30/16 Estimates	FY 15/16 Year-end Estimates	Year-end Variance	Full-Year (On-Going) Estimates
		\$14,772,000	\$7,386,000	\$7,386,000	\$7,386,000	\$14,772,000	\$0	\$14,772,000
		0	0	0	0	0	0	0
		0	0	0	0	0	0	0
Total Dept. Revenue		\$14,772,000	\$7,386,000	\$7,386,000	\$7,386,000	\$14,772,000	\$0	\$14,772,000
NET COST		\$0	\$0	\$1,644,994	\$1,658,236	\$3,303,230	(\$3,303,230)	\$9,749,613

AB 109 Community Corrections Partnership Executive Committee
FY 2015/16 Financial Report - Operating Funds
7/1/15 - 12/31/15

CCPEC Agency: Treatment
Dept Number (if applicable): 4100200000
Reporting Period (1, 2, 3, or 4) 2

NARRATIVE

1. Description of current budget status, including any known or potential problem areas within the budget and options and/or recommendations for addressing these issues.

The Health and Human Services (HHS) expenditure report includes costs for the Riverside University Health System including Behavioral Health, the Medical Center, and Correctional Health. YTD December, HHS has reported cost of \$13,526,885 and is projected to exceed its current budget allocation by \$3,617,364 at year end. Behavioral Health Housing costs are \$600k under budget and the Medical Center is currently under budget by \$163k, however these savings are offset by the \$4.4m overage in Correctional Health for the care of AB109 inmates. Correctional Health's new electronic health record system is providing more accurate information regarding AB109 visits and costs within the jails.

2. Provide a summary of AB 109 activities performed during the reporting period (if desired, copies of the monthly CCPEC reports may be attached).
Please see attached report.

Reporting Period: 7/1/15 - 12/31/15

Prepared by:

Paul Roberts

Date:

3/31/16

Approved by:

Sandra

Date:

3/31/16

**AB 109 Community Corrections Partnership Executive Committee
 FY 2015/16 Financial Report - Operating Funds
 7/1/15 - 12/31/15**

CCPEC Agency: Detention
 Dept Number (if applicable): 4100300000
 Reporting Period (1, 2, 3, or 4): 2

EXPENDITURES

Level	Description	FY 15/16 Budget	50% Of Budget	7/1/15 - 12/31/15 Actuals	1/1/16-6/30/16 Estimates	FY 15/16 Year-end Estimates	Year-end Variance	Full-Year (On-Going) Estimates
1	Salaries & Benefits	\$3,467,240	\$1,733,620	\$1,724,940	\$1,724,940	\$3,449,880	\$17,360	\$3,467,240
2	Supplies & Services	1,485,960	742,980	739,260	739,260	1,478,520	7,440	1,485,960
3	Other Charges	0	0	0	0	0	0	0
4	Fixed Assets	0	0	0	0	0	0	0
7	Interfund Transfers	0	0	0	0	0	0	0
Total Expenditures		\$4,953,200	\$2,476,600	\$2,464,200	\$2,464,200	\$4,928,400	\$24,800	\$4,953,200

DEPARTMENTAL REVENUE

Code	Description	FY 15/16 Budget	50% Of Budget	7/1/15 - 12/31/15 Actuals	1/1/16-6/30/16 Estimates	FY 15/16 Year-end Estimates	Year-end Variance	Full-Year (On-Going) Estimates
	Total Dept. Revenue	\$4,953,200	\$2,476,600	\$2,476,600	\$2,476,600	\$4,953,200	\$0	\$4,953,200
NET COST		\$0	\$0	(\$12,400)	(\$12,400)	(\$24,800)	\$24,800	\$0

AB 109 Community Corrections Partnership Executive Committee
FY 2015/16 Financial Report - Operating Funds
7/1/15 - 12/31/15

CCPEC Agency: _____
Dept Number (if applicable): _____
Reporting Period (1, 2, 3, or 4) _____

Detention
4100300000
2

NARRATIVE

1. Description of current budget status, including any known or potential problem areas within the budget and options and/or recommendations for addressing these issues.

The Health and Human Services (HHS) expenditure report includes costs for the Riverside University Health System including Behavioral Health, the Medical Center, and Correctional Health. YTD December, HHS has reported cost of \$13,526,885 and is projected to exceed its current budget allocation by \$3,617,364 at year end. Behavioral Health Housing costs are \$600k under budget and the Medical Center is currently under budget by \$163k, however these savings are offset by the \$4.4m overage in Correctional Health for the care of AB109 inmates. Correctional Health's new electronic health record system is providing more accurate information regarding AB109 visits and costs within the jails.

2. Provide a summary of AB 109 activities performed during the reporting period (if desired, copies of the monthly CCPEC reports may be attached).
Please see attached report.

Reporting Period: 7/1/15 - 12/31/15

Prepared by: Paul Sanchez

Date: 3/31/14

Approved by: Sandra

Date: 3/31/16

**AB 109 Community Corrections Partnership Executive Committee
 FY 2015/16 Financial Report - Operating Funds
 7/1/15 - 12/31/15**

CCPEC Agency:
 Dept Number (if applicable):
 Reporting Period (1, 2, 3, or 4)

Substance Use
 4100500000
 2

EXPENDITURES

Level	Description	FY 15/16 Budget	50% Of Budget	7/1/15 - 12/31/15 Actuals	1/1/16-6/30/16 Estimates	FY 15/16 Year-end Estimates	Year-end Variance	Full-Year (On-Going) Estimates
1	Salaries & Benefits	\$1,933,884	\$966,942	\$807,380	\$807,380	\$1,614,760	\$319,124	\$1,933,884
2	Supplies & Services	1,041,322	520,661	403,690	403,690	807,380	233,942	1,041,322
3	Other Charges	736,000	368,000	807,380	807,380	1,614,760	(878,760)	1,614,760
4	Fixed Assets	0	0	0	0	0	0	0
7	Interfund Transfers	0	0	0	0	0	0	0
Total Expenditures		\$3,711,206	\$1,855,603	\$2,018,450	\$2,018,450	\$4,036,900	(\$325,694)	\$4,589,966

DEPARTMENTAL REVENUE

Code	Description	FY 15/16 Budget	50% Of Budget	7/1/15 - 12/31/15 Actuals	1/1/16-6/30/16 Estimates	FY 15/16 Year-end Estimates	Year-end Variance	Full-Year (On-Going) Estimates
		\$3,711,206	\$1,855,603	\$1,855,603	\$1,855,603	\$3,711,206	\$0	\$3,711,206
		0	0	0	0	0	0	0
		0	0	0	0	0	0	0
Total Dept. Revenue		\$3,711,206	\$1,855,603	\$1,855,603	\$1,855,603	\$3,711,206	\$0	\$3,711,206
NET COST		\$0	\$0	\$162,847	\$162,847	\$325,694	(\$325,694)	\$878,760

AB 109 Community Corrections Partnership Executive Committee
FY 2015/16 Financial Report - Operating Funds
7/1/15 - 12/31/15

CCPEC Agency:
Dept Number (if applicable):
Reporting Period (1, 2, 3, or 4)

Substance Use
4100500000
2

NARRATIVE

1. Description of current budget status, including any known or potential problem areas within the budget and options and/or recommendations for addressing these issues.

The Health and Human Services (HHS) expenditure report includes costs for the Riverside University Health System including Behavioral Health, the Medical Center, and Correctional Health. YTD December, HHS has reported cost of \$13,526,885 and is projected to exceed its current budget allocation by \$3,617,364 at year end. Behavioral Health Housing costs are \$600k under budget and the Medical Center is currently under budget by \$163k; however these savings are offset by the \$4.4m overage in Correctional Health for the care of AB109 inmates. Correctional Health's new electronic health record system is providing more accurate information regarding AB109 visits and costs within the jails.

2. Provide a summary of AB 109 activities performed during the reporting period (if desired, copies of the monthly CCPEC reports may be attached).
Please see attached report.

Reporting Period: 7/1/15 - 12/31/15

Prepared by: David Gonzalez

Date: 3/31/16

Approved by: [Signature]

Date: 3/31/16

Submittal to the Community Corrections Partnership

Executive Committee

April 5, 2016

Agenda Item 4

From: CCPEC Staff

Subject: FY 2015/16 Budget Proposals Revised – Funding Scenarios

Background: On Tuesday, October 6, 2015, the CCPEC voted on a proposed budget with the assumption that Riverside County would be receiving approximately \$62.35M in AB 109 programmatic allocation and \$3.89M in growth allocation. However, due to the State's error with the calculation and distribution of the 2011 Realignment growth funding to counties, the State Controller's Office has issued revised figures for the 2014/15 base and 2014/15 growth allocations. Based on the revised figures, Riverside County received one-time FY 2014/15 base restoration funds of \$2.01M and saw a reduction of \$520,264 in the FY 2014/15 growth allocation. The revision of the 2014/15 figures subsequently increased the 2015/16 AB 109 programmatic allocation to \$65.14M, a \$2.79M increase. These changes resulted in a total overall allocation of \$70.52M, a net increase of \$4.28M.

The proposed budget approved by the CCPEC on October 6, 2015, was based on a four (4.0%) percent reduction of each CCPEC agency request, except for Riverside University Health System (RUHS). The RUHS approved budget was based on an eight (8%) percent reduction of their request with the option to return to the CCPEC with sufficient supporting data to be funded at the same level as other member agencies. This approved budget increased the DA, PD and Police's original requested budget amounts by the shortfall from their separate state/growth allocations. The remaining available balance of \$1.06M was placed in the contingency fund.

Budget Scenarios:

Scenario 1 - Restore each agency to 100% of their respective budget requests. This scenario includes the previously approved restoration of the shortfall in state funding for the DA, PD, and Police. The remaining available balance of \$989,142 would be placed in the contingency fund.

Scenario 2 – Fund each agency as approved by the CCPEC on October 6, 2015. The remaining available balance of \$5.34M (\$4.28M plus \$1.06M) would be placed in the contingency fund with the option for each agency to return with sufficient supporting data and request an increase in funding.

Scenario 3 - Restore each agency to 100% of their respective budget requests except RUHS. RUHS budget will remain at an 8% reduction of their request as previously approved by the CCPEC. The remaining available balance of \$3.03M would be placed

Submittal to the Community Corrections Partnership

Executive Committee

April 5, 2016

Agenda Item 4

in the contingency fund. RUHS may return to the CCPEC with sufficient supporting data, as previously requested by the CCPEC, and request to fully restore their funding. This scenario includes the previously approved restoration of the shortfall in state funding for the DA, PD, and Police..

Recommended Motion:

The Probation Department, as the fiscal administrator of the AB 109 Funds, has prepared the attached schedules summarizing the proposed scenarios.

Recommended Motion: That the Community Corrections Partnership Executive Committee:

1. Approve Scenario ____ as the funding model for FY 2015/16, or request an alternative funding scenario be calculated and returned to the CCPEC for review and approval.

Respectfully submitted.

**AB 109 Community Corrections Partnership Executive Committee (CCPEC)
Revised Budget Request - Summary
Fiscal Year 2015/2016**

Agenda Item 4

Updated: April 5, 2016

FY 2015/16 CCPEC AB 109 Allocation (1)	\$65,141,763	
FY 2014/15 (receive in FY 2015/16) CCPEC AB 109 Growth (1)	\$3,370,608	
FY 2014/15 base restoration (receive in FY 2015/16) (1)	<u>\$2,010,655</u>	
Total State Funds		\$70,523,026
<u>FY 2015/16 Other Available Funds:</u>		
FY 2014/15 Carryover	\$9,256,236	
FY 2014/15 Contingency	<u>\$4,538,909</u>	
Total FY 2014/15 Other Available Funds		\$13,795,145
Total FY 2015/16 Available Funding		<u>\$84,318,171</u>
FY 2015/16 Budget Requests (2)		\$83,329,030
FY 2015/16 Excess Funds		<u><u>\$989,141</u></u>

Other State Funds (Restricted):

<u>FY 2015/16 Other Available Funds:</u>		
DA/PD Allocation	\$1,903,852	
Local Police Jurisdiction	\$1,280,130	
PRCS (2nd Strikers)	\$1,722,000	
CCP Planning Grant	\$200,000	
Superior Court	Not Available	
Total FY 2015/16 Funds		\$5,105,982
<u>FY 2014/15 Other Available Funds Carryover:</u>		
PRCS (2nd Strikers)	\$1,157,397	
CCP Planning Grant	<u>\$725,218</u>	
Total FY 2014/15 Carryover		\$1,882,615
Total Other State Funds (Restricted):		<u>\$6,988,597</u>

(1) Based on the revised DOF Allocation Schedule, AB109 changes are:

	<u>Original</u>	<u>Revised</u>	<u>Variance</u>
FY 2014/15 Base restoration	\$ -	\$ 2,010,655	\$ 2,010,655
FY 2014/15 Growth	\$ 3,890,872	\$ 3,370,608	\$ (520,264)
FY 2015/16 Allocation	\$ 62,350,160	\$ 65,141,764	\$ 2,791,604
Total Amount	<u>\$ 66,241,032</u>	<u>\$ 70,523,027</u>	<u>\$ 4,281,995</u>

(2) Approved revised budget (October 6, 2015) increasing DA, PD and Police's budget requested base by shortfall received for State allocation (DA \$36,925, PD \$36,925 and Police Department \$256,026)

**AB 109 Community Corrections Partnership Executive Committee (CCPEC)
Revised Budget Proposal (Scenario 1)
Budget Requests at 100%; remaining balance as contingency
Fiscal Year 2015/16**

Agenda Item 4

Updated: April 5, 2016

<u>CCPEC Agency</u>	<u>FY 2015/16 Budget Requests</u>	<u>FY 2015/16 CCPEC Approved Budget (10/6/2015)</u>	<u>Proposed Funding Restoration</u>	<u>FY 2015/16 Revised Proposed Budget</u>
Probation Department	\$ 21,498,041	\$ 20,638,119	\$ 859,922	\$ 21,498,041
Sheriff's Department	\$ 32,900,000	\$ 31,584,000	\$ 1,316,000	\$ 32,900,000
District Attorney	\$ 633,752 (1)	\$ 608,402	\$ 25,350	\$ 633,752
Public Defender	\$ 852,356 (1)	\$ 818,262	\$ 34,094	\$ 852,356
RUHS	\$ 25,474,355	\$ 23,436,407	\$ 2,037,948	\$ 25,474,355
Police	\$ 1,970,526 (1)	\$ 1,891,705	\$ 78,821	\$ 1,970,526
Total	\$ 83,329,030	\$ 78,976,895	\$ 4,352,135	\$ 83,329,030
Total Available Funding		\$ 80,036,177		\$ 84,318,171
Total FY 2015/16 Contingency		\$ 1,059,282		\$ 989,141

(1) Approved revised budget (October 6, 2015) increasing DA, PD and Police's budget requested base by shortfall received for State allocation (DA \$36,925, PD \$36,925 and Police Department \$256,026)

(2) Changes to State and growth allocation distributions are:

	<u>Original</u>	<u>Revised</u>	<u>Variance</u>
FY 2014/15 Base restoration	\$ -	\$ 2,010,655	\$ 2,010,655
FY 2014/15 Growth	\$ 3,890,872	\$ 3,370,608	\$ (520,264)
FY 2015/16 Allocation	\$ 62,350,160	\$ 65,141,764	\$ 2,791,604
Total Amount	\$ 66,241,032	\$ 70,523,027	\$ 4,281,995

**AB 109 Community Corrections Partnership Executive Committee (CCPEC)
Revised Budget Proposal (Scenario 2)
Proposed Budget as Approved on 10/6/15; remaining balance as contingency
Fiscal Year 2015/16**

Agenda Item 4

Updated: April 5, 2016

<u>CCPEC Agency</u>	<u>FY 2015/16 Budget Requests</u>	<u>FY 2015/16 CCPEC Approved Budget (10/6/2015)</u>	<u>FY 2015/16 Revised Proposed Budget</u>
Probation Department	\$ 21,498,041	\$ 20,638,119	\$ 20,638,119
Sheriff's Department	\$ 32,900,000	\$ 31,584,000	\$ 31,584,000
District Attorney	\$ 633,752 (1)	\$ 608,402	\$ 608,402
Public Defender	\$ 852,356 (1)	\$ 818,262	\$ 818,262
RUHS	\$ 25,474,355	\$ 23,436,407	\$ 23,436,407
Police	\$ 1,970,526 (1)	\$ 1,891,705	\$ 1,891,705
Total	\$ 83,329,030	\$ 78,976,895	\$ 78,976,895
Total Available Funding		\$ 80,036,177	\$ 84,318,171
Total FY 2015/16 Contingency		\$ 1,059,282	\$ 5,341,276

(1) Approved revised budget (October 6, 2015) increasing DA, PD and Police's budget requested base by shortfall received for State allocation (DA \$36,925, PD \$36,925 and Police Department \$256,026)

(2) Changes to State and growth allocation distributions are:

	<u>Original</u>	<u>Revised</u>	<u>Variance</u>
FY 2014/15 Base restoration	\$ -	\$ 2,010,655	\$ 2,010,655
FY 2014/15 Growth	\$ 3,890,872	\$ 3,370,608	\$ (520,264)
FY 2015/16 Allocation	\$ 62,350,160	\$ 65,141,764	\$ 2,791,604
Total Amount	\$ 66,241,032	\$ 70,523,027	\$ 4,281,995

**AB 109 Community Corrections Partnership Executive Committee (CCPEC)
Revised Budget Proposal (Scenario 3)
Budget Requests at 100% except RUHS at 92%; remaining balance as contingency
Fiscal Year 2015/16**

Agenda Item 4

Updated: April 5, 2016

<u>CCPEC Agency</u>	<u>FY 2015/16 Budget Requests</u>	<u>FY 2015/16 CCPEC Approved Budget (10/6/2015)</u>	<u>Proposed Funding Restoration</u>	<u>FY 2015/16 Revised Proposed Budget</u>
Probation Department	\$ 21,498,041	\$ 20,638,119	\$ 859,922	\$ 21,498,041
Sheriff's Department	\$ 32,900,000	\$ 31,584,000	\$ 1,316,000	\$ 32,900,000
District Attorney	\$ 633,752 (1)	\$ 608,402	\$ 25,350	\$ 633,752
Public Defender	\$ 852,356 (1)	\$ 818,262	\$ 34,094	\$ 852,356
RUHS	\$ 25,474,355	\$ 23,436,407	\$ -	\$ 23,436,407
Police	\$ 1,970,526 (1)	\$ 1,891,705	\$ 78,821	\$ 1,970,526
Total	\$ 83,329,030	\$ 78,976,895	\$ 2,314,187	\$ 81,291,082
Total Available Funding		\$ 80,036,177		\$ 84,318,171
Total FY 2015/16 Contingency		\$ 1,059,282		\$ 3,027,089

(1) Approved revised budget (October 6, 2015) increasing DA, PD and Police's budget requested base by shortfall received for State allocation (DA \$36,925, PD \$36,925 and Police Department \$256,026)

(2) Changes to State and growth allocation distributions are:

	<u>Original</u>	<u>Revised</u>	<u>Variance</u>
FY 2014/15 Base restoration	\$ -	\$ 2,010,655	\$ 2,010,655
FY 2014/15 Growth	\$ 3,890,872	\$ 3,370,608	\$ (520,264)
FY 2015/16 Allocation	\$ 62,350,160	\$ 65,141,764	\$ 2,791,604
Total Amount	\$ 66,241,032	\$ 70,523,027	\$ 4,281,995

**AB 109 Community Corrections Partnership Executive Committee (CCPEC)
FY 2016-17 Budget Timelines
April 5, 2016**

Agenda Item 5

FY 2016/17 Budget Schedule

CCPEC Budget Development	April 2016
CCPEC Budget Presentations	May 24, 2016 (Prob, PD, DA) June 7, 2016 (RUHS, Police, Sheriff)
CCPEC Budget Adoption	September 13, 2016 (Next available meeting date)
Board of Supervisors Meeting	September/October 2016

FY 2016/17 Financial Reporting Schedule

<u>Reporting Period</u>	<u>Due Date</u>	<u>CCPEC Mtg Date</u>
Quarter 1 - 07/01/16 to 09/30/16	October 17, 2016	November 1, 2016
Quarter 2 - 07/01/16 to 12/31/16	January 16, 2017	TBD
Quarter 3 - 07/01/16 to 03/31/17	April 17, 2017	TBD
Quarter 4 - 07/01/16 to 06/30/17	August 7, 2017	TBD

(1) FY 2016/17 estimated funding is unavailable at this time.



RIVERSIDE COUNTY PROBATION DEPARTMENT

Serving Courts • Protecting Communities • Changing Lives

MARK A. HAKE
CHIEF PROBATION OFFICER

AB 109 STATUS REPORT

Date of Report: March 28, 2016



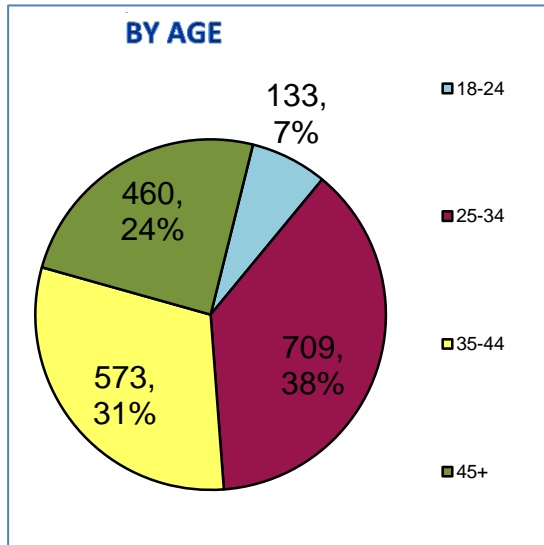
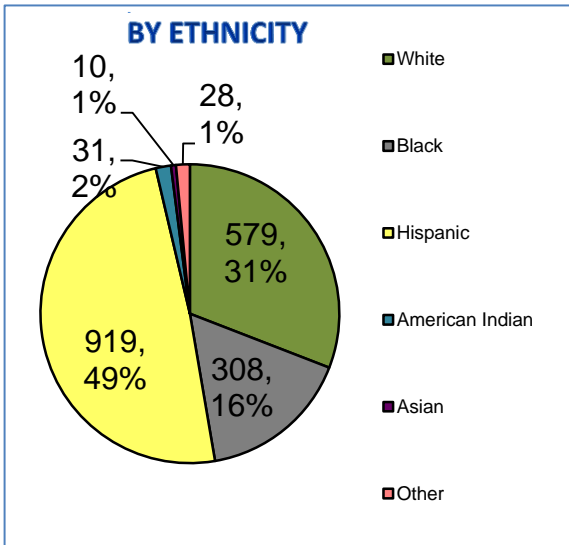
	POST-RELEASE COMMUNITY SUPERVISION	MANDATORY SUPERVISION
<u>Clients Ordered by the Court Since 10/1/11:</u>	N/A	5,874
<u>Completed Prison Sentence since 10/1/11:</u>	9,126	N/A
<u>Clients Assigned to a Caseload:</u>	1,724	964
High:	796 46%	301 31%
Medium:	676 39%	374 39%
Low:	252 15%	289 30%
Pending Assessment:	151	169
Grand Total Active Aupervision:	1,875	1,133
<u>Revocation petitions since 10/1/11:</u>	7,089	9,128
New Offense:	2,150 30%	3,821 42%
<i>New Offense Offenders:</i>	1,576	1,887
Technical:	4,939 70%	5,307 58%
<i>Technical Offenders:</i>	2,285	2,570
Dismissed/ Withdrawn:	174	271
<u>Flash Incarcerations since 10/1/11:</u>	2,317	N/A
<i>Flash Incarceration Offenders:</i>	1,479	N/A
Grand Total Active and MS Offenders Active Supervisor	2,688	

RIVERSIDE COUNTY PROBATION

Post-release Community Supervision Fact Sheet

Offenders Under Supervision

Data as of
March 28, 2016



Supervisorial District

District	Count	Percentage
District 1	401	22%
District 2	282	15%
District 3	325	17%
District 4	318	17%
District 5	399	21%
Out of County	150	8%
Total	1,875	

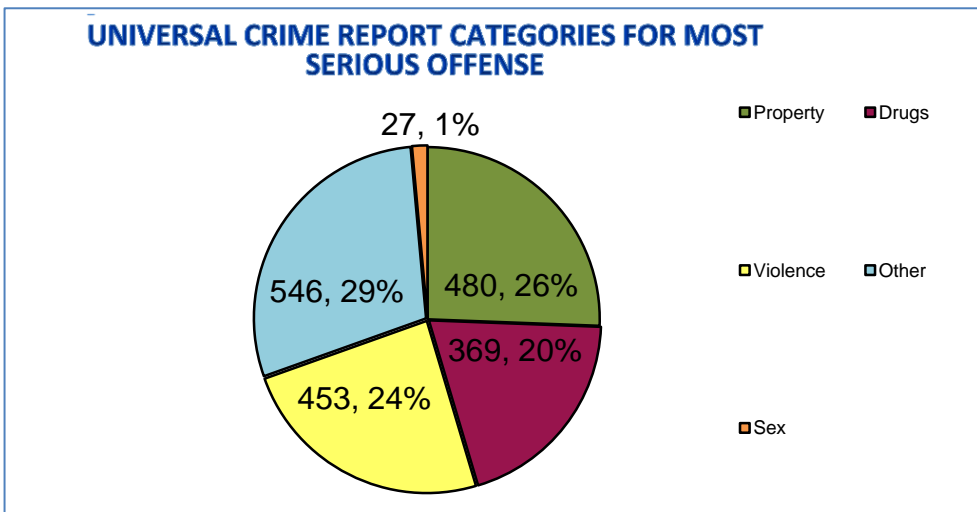
Gender

Gender	Count	Percentage
Males	1,743	93%
Females	132	7%
Total	1,875	

Resides In:

Aguanga	0	Idyllwild	1	Palm Desert	17
Anza	0	Indio	64	Palm Springs	25
Banning	35	Jurupa Valley	40	Perris	113
Beaumont	37	La Quinta	17	Quail Valley	6
Bermuda Dunes	0	Lake Elsinore	44	Rancho Mirage	3
Blythe	18	March Air Reserve Base	1	Ripley	0
Cabazon	1	Mead Valley	0	Riverside	270
Calimesa	5	Mecca	2	Romoland	1
Canyon Lake	1	Menifee	29	Rubidoux	1
Cathedral City	22	Mira Loma	18	San Jacinto	52
Cherry Valley	0	Moreno Valley	163	Sun City	15
Coachella	28	Mountain Center	0	Temecula	28
Corona	69	Murrieta	27	Thermal	9
Desert Hot Springs	44	Norco	11	Thousand Palms	5
Eastvale	3	North Palm Springs	1	Whitewater	3
Hemet	152	North Shore	0	Wildomar	22
Homeland	15	Nuevo	5	Winchester	7

Resident	1,430
Homeless	295
Out of Co./State Resident	131
Out of Co./State Homeless	19
Total	1,875



Sub-Categories

Crimes Against Children	28
Domestic Violence	235
Drug/Manufacture/Sell	213
Drug/Possess/Use	156
DUI	60
Other	142
Possession of Weapon	344
Property/Other	24
Property/Theft	456
Sex	27
Use of Firearms/Weapons	2
Violence	188
Total	1,875

RIVERSIDE COUNTY PROBATION DEPARTMENT
Post Release Community Supervision (PRCS)
Population by City as of March 28, 2016
Active Supervision 1,875 Offenders
Male: 1,743 Female: 132

PRCS Riverside County					
Aguanga	0	La Quinta	17	Riverside	270
Anza	0	Lake Elsinore	44	Romoland	1
Banning	35	March Air Reserve Base	1	Rubidoux	1
Beaumont	37	Mead Valley	0	San Jacinto	52
Bermuda Dunes	0	Mecca	2	Sun City	15
Blythe	18	Menifee	29	Temecula	28
Cabazon	1	Mira Loma	18	Thermal	9
Calimesa	5	Moreno Valley	163	Thousand Palms	5
Canyon Lake	1	Mountain Center	0	Whitewater	3
Cathedral City	22	Murrieta	27	Wildomar	22
Cherry Valley	0	Norco	11	Winchester	7
Coachella	28	North Palm Springs	1	Transitional Housing in Riverside County	18
Corona	69	North Shore	0	Residential Treatment in Riverside County	16
Desert Hot Springs	44	Nuevo	5		
Eastvale	3	Palm Desert	17		
Hemet	152	Palm Springs	25	Total	1,464
Homeland	15	Perris	113	Res. Out of County	113
Idyllwild	1	Quail Valley	6	Res. Out of State	18
Indio	64	Rancho Mirage	3	Residential Treatment Out of County	6
Jurupa Valley	40	Ripley	0	Transitional Treatment Out of County	2
PRCS Homeless					
Aguanga	0	Jurupa Valley	6	Rancho Mirage	0
Anza	0	La Quinta	1	Riverside	99
Banning	8	Lake Elsinore	4	Romoland	0
Beaumont	3	Mecca	0	San Jacinto	5
Blythe	4	Menifee	0	Sun City	0
Cabazon	1	Mira Loma	0	Temecula	5
Cathedral City	6	Moreno Valley	12	Thermal	1
Coachella	3	Murrieta	7	Thousand Palms	1
Corona	13	Norco	0	Wildomar	0
Desert Hot Springs	10	Palm Desert	2	Winchester	0
Hemet	23	Palm Springs	15	Total	261
Homeland	0	Perris	13	Out of County	11
Indio	19	Quail Valley	0	Out of State	0

RIVERSIDE COUNTY PROBATION DEPARTMENT
Active Mandatory Supervision (MS)
Population by City as of March 28, 2016
Active Supervision 1,133 Offenders
Male: 912 Female: 221

Active Mandatory Supervision Riverside County					
Aguanga	0	Indio	47	Rancho Mirage	1
Anza	1	Jurupa Valley	29	Riverside	170
Banning	15	La Quinta	12	Romoland	2
Beaumont	6	Lake Elsinore	24	San Jacinto	17
Bermuda Dunes	2	March Air Reserve Base	3	Sun City	7
Blythe	16	Mecca	6	Temecula	12
Cabazon	1	Menifee	18	Thermal	9
Calimesa	1	Mira Loma	14	Thousand Palms	3
Canyon Lake	1	Moreno Valley	66	Whitewater	2
Cathedral City	19	Murrieta	23	Wildomar	7
Cherry Valley	2	Norco	4	Winchester	2
Coachella	30	North Palm Springs	0	Transitional Housing in Riverside County	10
Corona	48	North Shore	1	Residential Treatment in Riverside County	9
Desert Hot Springs	41	Nuevo	4	Total	852
Eastvale	0	Palm Desert	6	Res. Out of County	133
Hemet	77	Palm Springs	12	Res. Out of State	26
Homeland	7	Perris	64	Transitional Housing Out of County	0
Idyllwild	1	Quail Valley	0	Residential Treatment Out of County	1
Active Mandatory Supervision Homeless					
Banning	0	Jurupa Valley	1	Quail Valley	1
Beaumont	2	La Quinta	1	Riverside	34
Blythe	2	Lake Elsinore	1	Romoland	0
Cabazon	0	Mecca	0	San Jacinto	0
Canyon Lake	0	Menifee	1	Sun City	0
Cathedral City	4	Mira Loma	0	Temecula	3
Coachella	1	Moreno Valley	9	Thermal	0
Corona	14	Murrieta	0	Thousand Palms	0
Desert Hot Springs	1	Norco	0	Wildomar	0
Hemet	9	Palm Desert	2	Total	113
Homeland	0	Palm Springs	7	Out of County	7
Indio	14	Perris	6	Out of State	1



RIVERSIDE COUNTY SHERIFF'S DEPARTMENT

STAN SNIFF, SHERIFF / CORONER

To: CCP Executive Committee

Date: March 1, 2016

From: Sheriff Stan Sniff

Point of Contact: Chief Deputy Scot Collins (951) 955-2466, scollins@riversidesheriff.org

RE: AB 109 Impact Update

Since State Prison Realignment under AB 109 went into effect, the jails in Riverside County have experienced a substantial increase in inmate population. In the first week of January 2012, our facilities hit maximum capacity, requiring us to initiate releases pursuant to a federal court order to relieve overcrowding. Since that date, our jail population has consistently remained at maximum capacity. In 2012 there were 6,990 inmates released per the federal court order. 2013 saw a 33% increase to 9,296, and in 2014 the number was 10,895, a 17% increase over 2013. In 2015 3,286 inmates were released per the court order. The 2016 year-to-date federal release number is 572. In addition, we are utilizing alternative sentencing programs such as Fire Camp, SECP (electronic monitoring), and out-of-county contract inmate beds.

Inmate bookings since AB 109 went into effect which are directly related to realignment are:

Parole Violations (3056 PC)¹

- 13,895 inmates booked (9,215 booked for violation only; 4,680 had additional charges)
- 111 inmates in custody

Flash Incarcerations (3454 PC)²

- 2,494 inmates booked
- 4 inmates in custody

Post Release Community Supervision Violations (3455 PC)³

- 7,339 inmates booked (3,697 booked for a violation only; 3,642 had additional charges).
- 114 inmates in custody

¹ 3056 PC (Parole Violation) - Period of detention in a county jail due to a violation of an offender's condition of parole.

² 3454 PC (Flash Incarceration) - Period of detention in a county jail due to a violation of an offender's condition of post release supervision (1-10 days).

³ 3455 PC (PRCS) - Period of detention in a county jail due to a violation of an offender's condition of post release supervision (not to exceed 180 days).

Inmates Sentenced under 1170(h) PC for Felony Sentence to be served in County Jail⁴

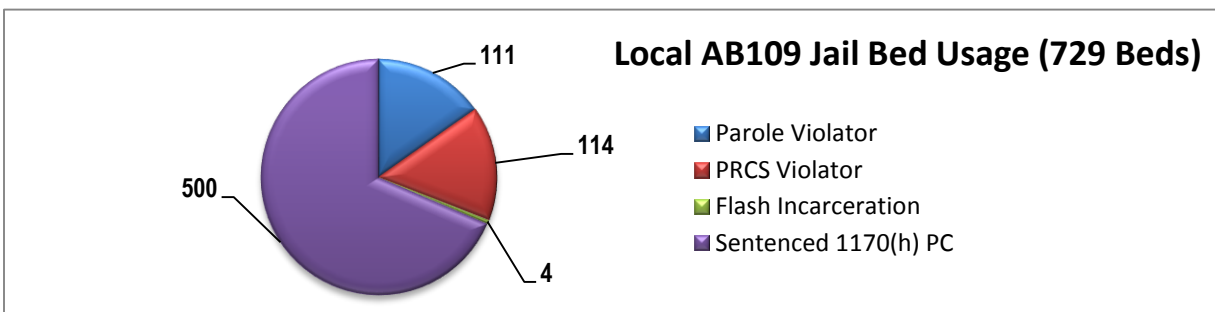
- 10,362 inmates booked
- 500 inmates in custody
- Approximately 13.9% of the total jail population
- 210 of these inmates are sentenced to 3 years or more
- Longest sentence: 13 years

Alternative sentencing programs, such as the fire camp contracted with the California Department of Corrections and Rehabilitation, Supervised Electronic Confinement Program (SECP)⁵, and 35 contracted inmate beds in Imperial County.

- Since June 2013, 79 fire camp participants completed the program
- 51 current fire camp participants
- Since January 2012, 854 full-time SECP participants
- 73 SECP current full-time participants
- 29 inmates are currently housed in an Imperial County contract bed

Summary

The total number of inmates to date booked directly or sentenced to jail due to realignment is 25,768. The number of those currently in custody is 729, or approximately 20.3% of the total jail population.



⁴ 1170 (h) PC – Sentenced felony offenders serving their time in a county jail as opposed to state prison.

⁵ Alternative to custody in jail/participants required to wear an electronic monitoring device, also referred as ankle monitor.



COURT REALIGNMENT/Prop 47 DATA (as of 2/11/16)

Riverside Superior Court - 2015		Quarter 1 (Jan - March)	Quarter 2 (April - June)	Quarter 3 (July - Sept)	Quarter 4 (Oct - Dec)
Pre-Sentencing					
q1	New felony case filings	2553	2847	2925	2294
q2	Pre-sentence warrants issued for FTA	950	846	926	733
Initial Sentencing					
q3	State prison	779	771	805	701
q4	Probation	920	1065	1051	981
q5	Straight sentence	84	51	72	77
q6	Split sentence	235	265	257	205
Probation					
q7	Petitions/court motions to revoke/modify felony probation	234	110	123	106
q8	Probation reinstated	740	694	677	700
q9	State prison	19	22	35	31
q10	Straight sentence	38	35	62	53
q11	Split sentence	32	38	33	26
Mandatory Supervision					
q12	Petitions/court motions to revoke/modify MS	10	17	13	15
q13	Warrants issued	211	165	142	130
q14	Calendar events	196	154	109	124
q15	Contested evidentiary hearings	1	0	0	0
q16	MS reinstated	271	241	212	196
q17	MS revoked/terminated	170	212	119	63
Post-release community supervision (PRCS)					
q18	Petitions/court motions to revoke/modify PRCS	456	482	474	448
q19	Warrants issued	361	365	363	330
q20	Calendar events	397	461	439	403
q21	Contested evidentiary hearings	0	1	0	0
q22	PRCS revoke: no custody	0	0	0	0
q23	PRCS revoke: custody ordered	410	429	393	411
q24	PRCS referred to reentry	0	0	0	0
q25	PRCS permanently terminated	19	22	25	18
Parole					
q26	Petitions/court motions to revoke/modify Parole	497	696	594	613
q27	Warrants issued	343	545	433	472
q28	Calendar events	212	230	247	248
q29	Contested evidentiary hearings	1	0	0	1
q30	Parole revoke: no custody	0	5	6	6
q31	Parole revoke: custody ordered	206	208	231	233
q32	Parole referred to reentry	0	0	0	0
q33	Remanded to CDCR	1	0	0	0
Prop 47 Filings (Quarter 3 and Quarter 4 only)					
q34	Resentencing Petitions	N/A	N/A	396	277
q35	Reclassification Applications	N/A	N/A	812	355
q36	Juvenile Petitions/Applications	N/A	N/A	4	13

Questions? Please contact Criminal Justice Services at crimjusticeoffice@jud.ca.gov or 415-865-8994.