

**RIVERSIDE COUNTY
COMMUNITY CORRECTIONS PARTNERSHIP EXECUTIVE COMMITTEE**

Downtown Law Building
3960 Orange Street, 5TH Floor Conference Room, Riverside, CA

June 7, 2016, 1:30 P.M.

AGENDA

1. Call to Order – Roll Call
2. Approval of Minutes – Action Item
- May 24, 2016
3. Budget Presentations – Discussion Items
 - a) Sheriff’s Department
 - b) Riverside University Health System
 - c) Police
 - d) District Attorney’s Office
4. Public Comments
5. Next Meeting
- September 13, 2016; 1:30 P.M.



In accordance with State Law (The Brown Act):

- *The meetings of the CCP Executive Committee are open to the public. The public may address the Committee within the subject matter jurisdiction of this committee.*
- *Disabled persons may request disability-related accommodations in order to address the CCP Executive Committee. Reasonable accommodations can be made to assist disabled persons if requested 24-hours prior to the meeting by contacting Riverside County Probation Department at (951) 955-2830.*
- *The public may review open session materials at www.probation.co.riverside.ca.us under Related Links tab or at Probation Administration, 3960 Orange St., 6th Floor, Riverside, CA.*
- *Items may be called out of order.*

Riverside County
Community Corrections Partnership Executive Committee
3969 Orange St., 5th Floor Conference Room, Riverside, CA
May 24, 2016, 1:30 PM

1. Call to Order - Roll Call

The meeting was called to order by Chairman Mark Hake at 1:31 PM.

Roll call of the members:

Mark Hake, Chief Probation Officer, Chairman
Steve Harmon, Public Defender, Vice Chairman
Dave Brown, Chief of Police, Hemet (Dave Brown left the meeting early at 2:45 PM)
W. Samuel Hamrick, Jr., Court Executive Officer
Michael Hestrin, District Attorney
Zareh Sarrafian, Assistant CEO - RUHS
Stan Sniff, Sheriff

2. Approval of Minutes

Mark Hake entertained a motion to approve the Community Corrections Partnership Executive Committee (CCPEC) meeting minutes dated April 5, 2016 (handout). The motion was moved by Zareh Sarrafian and seconded by Dave Brown. The motion passed as follows:

Aye: Hake, Brown, Harmon, Hestrin, Sarrafian

Nay: None

Absent: None

Abstain: Hamrick, Sniff

3. AB 109 FY 15/16 3rd Quarter Budget Report

Chief Deputy Doug Moreno reviewed the FY 15/16 CCPEC Financial Reports for the period of July 1, 2015 to March 31, 2016 and Summary of Expenditures Schedule A (handout). The Public Defender's Office is estimating to fully expend their CCPEC allocations for FY 15/16. The Sheriff's Department, Probation Department, District Attorney's Office, and Police agencies are estimating to rollover unexpended allocations for FY 15/16. The Riverside University Health System (RUHS) is projecting a shortfall of \$4.0M. The total year-end estimated expenditures for all of the CCPEC agencies are approximately \$78.36M through June 30, 2016. The FY 15/16 Financial Reports for the 12 months ending June 30, 2016 are due August 1, 2016.

Mark Hake entertained a motion to receive and file the FY 15/16 Financial Report – Summary of Expenditures (Schedule A) and the individual CCPEC Agency Financial Reports. The motion was moved by Zareh Sarrafian and seconded by Stan Sniff. The motion passed as follows:

Aye: Hake, Brown, Harmon, Hestrin, Sarrafian, Sniff

Nay: None

Absent: None

Abstain: Hamrick

4. AB 109 FY 15/16 Revised Budget

Mark Hake stated at the last CCPEC meeting, the approval of a revised FY 15/16 budget was postponed so RUHS could provide the data to support their request for contingency funding.

Assistant Behavioral Health Director Joe Zamora distributed copies of the RUHS AB 109 Dashboard 3rd Quarter Staff Report (handout). He reviewed the report with data annualized to the 3rd Quarter as follows:

- Total Correctional Health Visits (Physician, Nurse Practitioner and Nurse visits) - 14,509
- Total Behavioral Health Intensive Treatment Service Clients – 160
- Behavioral Health Detention inmates screened for mental health/substance use – 2,300
- Behavioral Health Detention inmates receiving on-going treatment – 1,873
- Total Behavioral Health Contract Placement Services – 601

Joe Zamora also reviewed the expanded Behavioral Health Outpatient Services and the medical center (acute hospital) visits/bed days. As requested at the last CCPEC meeting, he reported that the Medical Center, Correctional Health, and Behavioral Health combined budgets for FY 15/16 total \$878M. Only 2.6% (\$23.4M) of the combined budgets is funded by AB 109 dollars.

Joe Zamora stated although RUHS is not requesting replacement funding, there is an additional shortfall of \$4.6M from lost State revenue due to the unavailability of secure hospital beds previously sold to the State. Additionally, RUHS expects an increase in the FY 16/17 budget request due to settlement costs from the Prison Law Office lawsuit. They have been mandated to hire additional Behavioral and Correctional Health staff by the end of FY 16/17.

Stan Sniff advised that the secure beds were built with the intention of being used by Riverside County inmates. Although this is a loss of revenue for the County, he does not believe AB 109 funds should subsidize the Medical Center. The jails are currently at capacity and with the County's growth rate, the lockdown secured beds would have eventually been filled. Zareh Sarrafian clarified they were not attempting to use realignment dollars to make up the \$4.6M in lost state revenue, but merely to create a clear picture on the impact of AB 109 on RUHS.

Mark Hake stated when AB 109 was implemented there was discussion on the true workload attributed to realignment. It took time to determine the cost and impact on each agency. Now that RUHS is at the table and have implemented the Electronic Health Record system, they are better able to track and determine their costs due to realignment. In the future there will be tough decisions to make because there are not enough realignment monies to fund rising healthcare costs and/or any additional program implementation.

Mark Hake discussed the potential budget scenarios to be voted on by the CCPEC. The three budget scenarios are the same ones that were presented at the April 5, 2016 CCPEC meeting. There is also a request from RUHS for \$1.06M in contingency funds. Doug Moreno stated there is an additional \$4.28M that Riverside County received from the State that has not yet been allocated. He briefly reviewed the three budget scenarios summarized below (handout):

Budget Scenario 1 – Restore each agency to 100% of their respective budget requests. The remaining available balance of \$989,142 would be placed in the contingency fund.

Budget Scenario 2 – Fund each agency as approved by the CCPEC on October 6, 2015. The remaining balance of \$5.34M would be placed in the contingency fund with the option for each agency to return with sufficient supporting data and request an increase in funding.

Budget Scenario 3 – Restore each agency to 100% of their respective budget requests except the RUHS budget which will remain at an 8% reduction of their request as previously approved by the CCPEC. The remaining balance of \$3.03M would be placed in the contingency fund. RUHS may return to the CCPEC with supporting data and request to fully restore their funding.

Mark Hake stated the three scenarios were created prior to receiving the 3rd Quarter Budget Report and before knowing there would be unexpended allocations. He does not suggest Budget Scenario 1 as the majority of the agencies are projecting to roll over funds into FY 16/17. He

suggested approving Budget Scenario 2 with an amendment to grant RUHS's request for approximately \$1.06M in contingency funds. After discussion, Steve Harmon, Stan Sniff, and Dave Brown agreed that an amended Scenario 2 would best fit the current budget situation.

Mark Hake made a motion to adopt Budget Scenario 2 and also grant RUHS's request for contingency funds in the amount of \$1,059,282. The motion was seconded by Dave Brown. The motion passed as follows:

Aye: Hake, Brown, Harmon, Hestrin, Sarrafian, Sniff

Nay: None

Absent: None

Abstain: Hamrick

5. Budget Presentations

a) Doug Moreno reviewed the FY 16/17 Estimated Available Funding (handout) as follows:

- FY 16/17 Riverside Co Estimated Share of Statewide Allocation - \$70.14M
- FY 15/16 Riverside Co Estimated Share of Growth Funding - \$4.30M
- FY 15/16 CCPEC Projected Carry Forward Balances - \$5.95M
- Total FY 16/17 Estimated Available Funding - \$80.39M

He added that if all CCPEC agencies remain "status quo" and request the same funding amounts as in FY 15/16 for FY 16/17, there is a projected shortfall of \$2.94M.

b) Probation Budget Presentation – Chief Deputy Ron Miller thanked the Probation staff who assisted in preparing the budget presentation. He then introduced the Riverside County Probation Department FY 16/17 Proposed Budget with the following data (handout):

- Supervision Stats as of April 30, 2016:
 - Active Post-release Community Supervision (PRCS) Offenders – 1,741
 - Active Mandatory Supervision Offenders – 1,134
- Supervision Staff as of March 2016:
 - 23 High Risk caseloads with an average of 40 cases per probation officer
 - 18 Medium Risk caseloads with an average of 60-75 cases per probation officer
 - 3 Low Risk caseloads with an average of 120-250 cases per probation officer

Division Director Maria Barajas reviewed the programs available through the Day Reporting Centers (DRCs) in Riverside, Temecula and Indio. To date there are over 7,746 classes/services provided to 1,506 offenders. Future DRC plans include increasing continued education through community colleges and promoting employment opportunities through vocational programs. Maria Barajas also reviewed the Transition and Re-entry Unit (TRU) expansion of resources to include offenders at all the County jails. The main goal of TRU is to create a seamless transition in supervision after an offender is released into the community. There are currently 59 active TRU participants and the offender reporting rate is 95%. Future TRU plans include earlier collaboration with Behavioral Health and maximized coordination with the assigned field probation officers and DRC staff. There was discussion on how the department determines the success of its programs. Typically, Probation determines success by the completion of the current offender's term without committing a new offense.

Doug Moreno reviewed Probation's approved realignment budget for FY 15/16 which totaled \$20.6M. The Proposed Budget for FY 16/17 totals \$21.2M, which is an increase of about \$600,000 to cover salary and benefit increases for the current staff. No new staff is requested.

c) District Attorney Budget Presentation – Supervising Deputy District Attorney Vincent Fabrizio reviewed the Riverside County District Attorney CCPEC Budget Request for FY 16/17

PowerPoint and Proposed Budget (handout). He reported that since the implementation of AB 109, prosecutors took on additional roles including enforcing violations of Supervised Release "Split Sentence," enforcing violations of parole, and participation in the Post-release Accountability Compliance Teams (PACT).

Vincent Fabrizio reported that as of April 30, the District Attorney's Office has 791 parole violations which will shortly surpass the numbers for FY 14/15. There was discussion regarding the inclusion of Prop 47 cases in the AB 109 budget presentation. Vincent Fabrizio explained that some of the Prop 47 cases belonged to AB 109 offenders. He also reviewed the District Attorney's Office participation on the PACTs and advised the teams need additional resources from their office. He proposed the updated staffing below which reflects the true needs of his department:

Proposed FY 16/17 Staffing:

- 1.25 Deputy District Attorney IVs (currently 2.2 Deputy District Attorney IIIs)
- 4 Senior DA Investigators (currently 3 Senior DA Investigators)
- 4 Victim Service Advocates (currently 4 Victim Services Advocates)
- 3.35 Legal Support Assistants (currently 2.35 Legal Support Assistants)
- 1 Investigative Technician (new request)

Vincent Fabrizio reported they are asking for additional staffing but their overall budget request has been reduced from the previous fiscal year. They have a proposed FY 16/17 total budget of \$1,750,289; of which \$707,700 is requested funding from the CCPEC with the remainder to be funded out of their separate state allocation. There was discussion on the history of the PACTs and the District Attorney's Office workload on the teams. Mark Hake indicated this is the first time he is hearing of the need for additional DA staffing on the Eastern PACT. He also requested data on additional filings to support the staffing increase.

d) Public Defender Budget Presentation - Steve Harmon reviewed the FY 16/17 AB 109 presentation dated May 24, 2016 (handout). He advised they are requesting \$90,663 less than was approved in the budget for FY 15/16, and will maintain the same level of personnel. The caseload numbers have stabilized and are being effectively handled by the current staff.

The following staffing levels are proposed for FY 16/17:

- Deputy Public Defenders – 2 for PRCS and Parole cases; 3 for 1170(h) cases
- Legal Support Assistants – 2 for PRCS and Parole cases; 2 for 1170(h) cases
- Social Service Workers – 2 for PRCS and Parole cases
- Paralegals - 3 for 1170(h) cases

Steve Harmon stated they have a proposed FY 16/17 budget of \$1,770,188; of which \$727,599 is requested funding from the CCPEC and the remainder to be funded out of their separate state allocations.

6. Public Comments

There were no public comments.

7. Next Meeting: June 7, 2016, 1:30 PM

The meeting was adjourned at 3:16 PM.

An attendance sheet was signed by all present and will be kept on file.

Meeting minutes submitted by Executive Secretary Allison Paterson.



RIVERSIDE COUNTY PROBATION DEPARTMENT

Serving Courts • Protecting Communities • Changing Lives

MARK A. HAKE
CHIEF PROBATION OFFICER

AB 109 STATUS REPORT

Date of Report: May 31, 2016



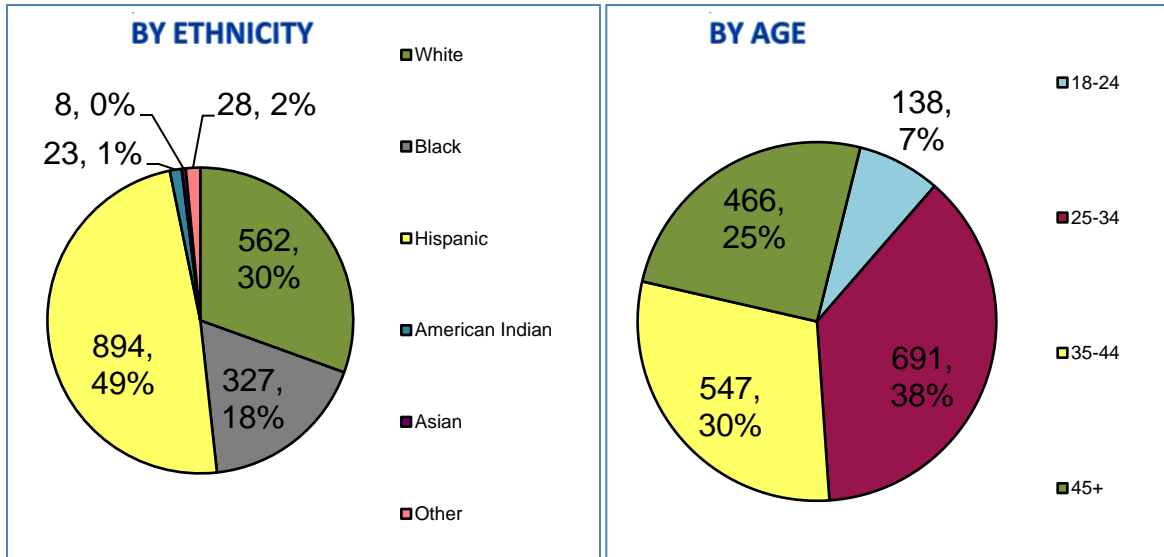
	POST-RELEASE COMMUNITY SUPERVISION	MANDATORY SUPERVISION
<u>Clients Ordered by the Court Since 10/1/11:</u>	N/A	6,018
<u>Completed Prison Sentence since 10/1/11:</u>	9,350	N/A
<u>Clients Assigned to a Caseload:</u>	1,666	977
High:	752 45%	312 32%
Medium:	663 40%	368 38%
Low:	251 15%	297 30%
Pending Assessment:	176	174
Grand Total Active Supervision:	1,842	1,151
<u>Revocation petitions since 10/1/11:</u>	7,414	9,384
New Offense:	2,254 30%	3,905 42%
<i>New Offense Offenders:</i>	1,650	1,929
Technical:	5,160 70%	5,479 58%
<i>Technical Offenders:</i>	2,368	2,649
Dismissed/ Withdrawn:	190	285
<u>Flash Incarcerations since 10/1/11:</u>	2,377	N/A
<i>Flash Incarceration Offenders:</i>	1,500	N/A
 Grand Total PRCS and MS Offenders Active Supervision:	 2,643	

RIVERSIDE COUNTY PROBATION

Post-release Community Supervision Fact Sheet

Offenders Under Supervision

Data as of
May 31, 2016



Supervisorial District

District	Count	Percentage
District 1	410	22%
District 2	272	15%
District 3	330	18%
District 4	311	17%
District 5	392	21%
Out of County	127	7%
Total	1,842	

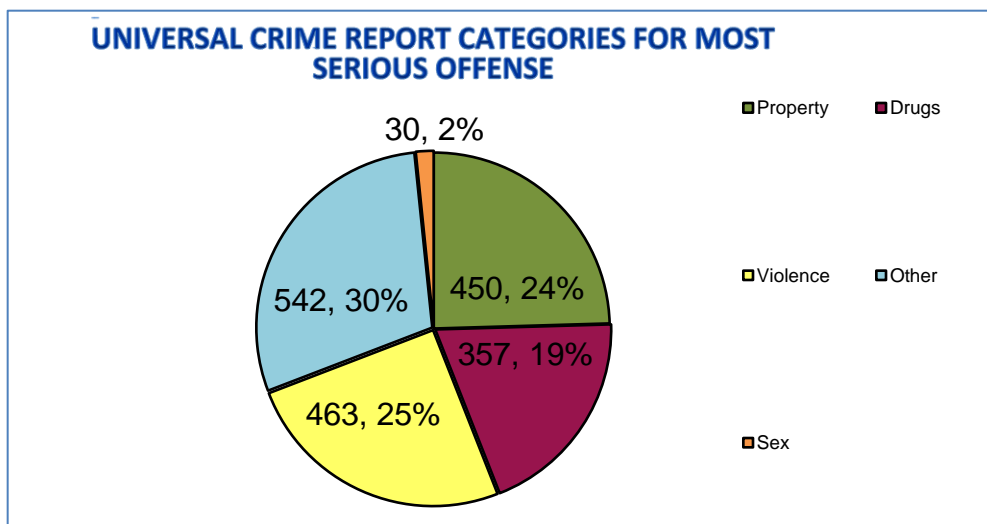
Gender

Gender	Count	Percentage
Males	1,712	93%
Females	130	7%
Total	1,842	

Resides In:

Aguanga	0	Idyllwild	2	Palm Desert	18
Anza	3	Indio	60	Palm Springs	19
Banning	32	Jurupa Valley	30	Perris	116
Beaumont	37	La Quinta	12	Quail Valley	9
Bermuda Dunes	0	Lake Elsinore	47	Rancho Mirage	3
Blythe	18	March Air Reserve Base	1	Ripley	0
Cabazon	5	Mead Valley	0	Riverside	289
Calimesa	2	Mecca	3	Romoland	0
Canyon Lake	1	Menifee	19	Rubidoux	1
Cathedral City	25	Mira Loma	21	San Jacinto	43
Cherry Valley	0	Moreno Valley	171	Sun City	20
Coachella	28	Mountain Center	0	Temecula	28
Corona	68	Murrieta	28	Thermal	6
Desert Hot Springs	50	Norco	10	Thousand Palms	2
Eastvale	1	North Palm Springs	2	Whitewater	3
Hemet	143	North Shore	0	Wildomar	18
Homeland	15	Nuevo	4	Winchester	7

Resident	1,420
Homeless	295
Out of Co./State Resident	118
Out of Co./State Homeless	9
Total	1,842



Sub-Categories

Crimes Against Children	38
Domestic Violence	229
Drug/Manufacture/Sell	210
Drug/Possess/Use	147
DUI	55
Other	144
Possession of Weapon	343
Property/Other	23
Property/Theft	427
Sex	30
Use of Firearms/Weapons	2
Violence	194
Total	1,842

RIVERSIDE COUNTY PROBATION DEPARTMENT
Post Release Community Supervision (PRCS)
Population by City as of May 31, 2016
Active Supervision 1,842 Offenders
Male: 1,712 Female: 130

PRCS Riverside County					
Aguanga	0	La Quinta	12	Riverside	289
Anza	3	Lake Elsinore	47	Romoland	0
Banning	32	March Air Reserve Base	1	Rubidoux	1
Beaumont	37	Mead Valley	0	San Jacinto	43
Bermuda Dunes	0	Mecca	3	Sun City	20
Blythe	18	Menifee	19	Temecula	28
Cabazon	5	Mira Loma	21	Thermal	6
Calimesa	2	Moreno Valley	171	Thousand Palms	2
Canyon Lake	1	Mountain Center	0	Whitewater	3
Cathedral City	25	Murrieta	28	Wildomar	18
Cherry Valley	0	Norco	10	Winchester	7
Coachella	28	North Palm Springs	2	Transitional Housing in Riverside County	19
Corona	68	North Shore	0	Residential Treatment in Riverside County	21
Desert Hot Springs	50	Nuevo	4		
Eastvale	1	Palm Desert	18		
Hemet	143	Palm Springs	19	Total	1,460
Homeland	15	Perris	116	Res. Out of County	98
Idyllwild	2	Quail Valley	9	Res. Out of State	15
Indio	60	Rancho Mirage	3	Residential Treatment Out of County	4
Jurupa Valley	30	Ripley	0	Transitional Treatment Out of County	1
PRCS Homeless					
Aguanga	0	Jurupa Valley	2	Rancho Mirage	0
Anza	0	La Quinta	0	Riverside	93
Banning	7	Lake Elsinore	3	Romoland	0
Beaumont	3	Mecca	1	San Jacinto	6
Blythe	5	Menifee	1	Sun City	0
Cabazon	0	Mira Loma	0	Temecula	3
Cathedral City	3	Moreno Valley	12	Thermal	0
Coachella	8	Murrieta	4	Thousand Palms	2
Corona	14	Norco	0	Wildomar	0
Desert Hot Springs	7	Palm Desert	3	Winchester	0
Hemet	34	Palm Springs	19	Total	255
Homeland	0	Perris	6	Out of County	9
Indio	19	Quail Valley	0	Out of State	0

RIVERSIDE COUNTY PROBATION DEPARTMENT
Active Mandatory Supervision (MS)
Population by City as of May 31, 2016
Active Supervision 1,152 Offenders
Male: 916 Female: 236

Active Mandatory Supervision Riverside County					
Aguanga	0	Jurupa Valley	27	Romoland	2
Anza	1	La Quinta	13	San Jacinto	18
Banning	12	Lake Elsinore	18	Sky Valley	1
Beaumont	5	March Air Reserve Base	0	Sun City	10
Bermuda Dunes	2	Mecca	6	Temecula	16
Blythe	11	Menifee	17	Thermal	7
Cabazon	1	Mira Loma	11	Thousand Palms	2
Calimesa	1	Moreno Valley	70	Whitewater	3
Canyon Lake	1	Murrieta	21	Wildomar	8
Cathedral City	21	Norco	7	Winchester	2
Cherry Valley	1	North Palm Springs	0	Woodcrest	1
Coachella	28	North Shore	1	Transitional Housing in Riverside County	8
Corona	48	Nuevo	5	Residential Treatment in Riverside County	8
Desert Hot Springs	47	Palm Desert	8		
Eastvale	1	Palm Springs	16	Total	840
Hemet	68	Perris	65	Res. Out of County	139
Homeland	9	Quail Valley	1	Res. Out of State	23
Idyllwild	1	Rancho Mirage	2	Transitional Housing Out of County	0
Indio	47	Riverside	161	Residential Treatment Out of County	1
Active Mandatory Supervision Homeless					
Banning	2	La Quinta	1	Romoland	0
Beaumont	0	Lake Elsinore	5	San Jacinto	1
Blythe	2	Mecca	0	Sun City	1
Cabazon	0	Menifee	4	Temecula	4
Canyon Lake	0	Mira Loma	0	Thermal	0
Cathedral City	4	Moreno Valley	10	Thousand Palms	0
Coachella	1	Murrieta	1	Whitewater	1
Corona	12	Norco	0	Wildomar	0
Desert Hot Springs	3	Palm Desert	0		
Hemet	17	Palm Springs	10		
Homeland	0	Perris	7	Total	142
Indio	17	Quail Valley	0	Out of County	5
Jurupa Valley	1	Riverside	38	Out of State	1

SHERIFF'S DEPARTMENT FY 16-17 CCPEC BUDGET REQUEST



Point of Contact: Chief Deputy Scot Collins

(951) 955-2466



Topics Covered

- **Jail Overcrowding and Early Releases**
- **Proposition 47 Impact**
- **AB109 Realignment Inmates in Custody**
- **Inmate Programs and Alternatives to Incarceration**
- **Contract Beds**
- **Mental Health Transitional Housing**
- **Project Updates**
- **Budget Request**



AB 109 Housing Impact

Implementation to May 31, 2016

	<u>BOOKED</u>	<u>REMAIN IN CUSTODY</u>
Parole Violations (3056 PC)	9,707	129
PRCS Violations (3455 PC)	3,978	100
Flash Incarcerations (3454 PC)	2,584	4
Felony sent back to jail (1170 (h) PC)	10,782	432
Total	27,051	665

- **There are 178 inmates in custody who are sentenced to 3 years or more**
- **Longest sentence: 13 years**

3056 PC (Parole Violation) – Period of detention in a county jail due to a violation of an offender’s condition of parole.

3454 PC (Flash Incarceration) – Period of detention in a county jail due to a violation of an offender’s condition of post release supervision (1-10 days).

3455 PC (PRCS) – Period of detention in a county jail due to a violation of an offender’s condition of post release supervision (not to exceed 180 days)

1170(h) PC – Sentenced felony offenders serving their time in a county jail as opposed to state prison.



Jail Overcrowding and Early Releases

Federal Court Ordered Release breakdown:

- **32,236** inmates have been released early since the inception of AB109
- **3,286** inmates were released early in 2015
- So far in 2016, early releases are currently tracking at a higher rate than 2015.



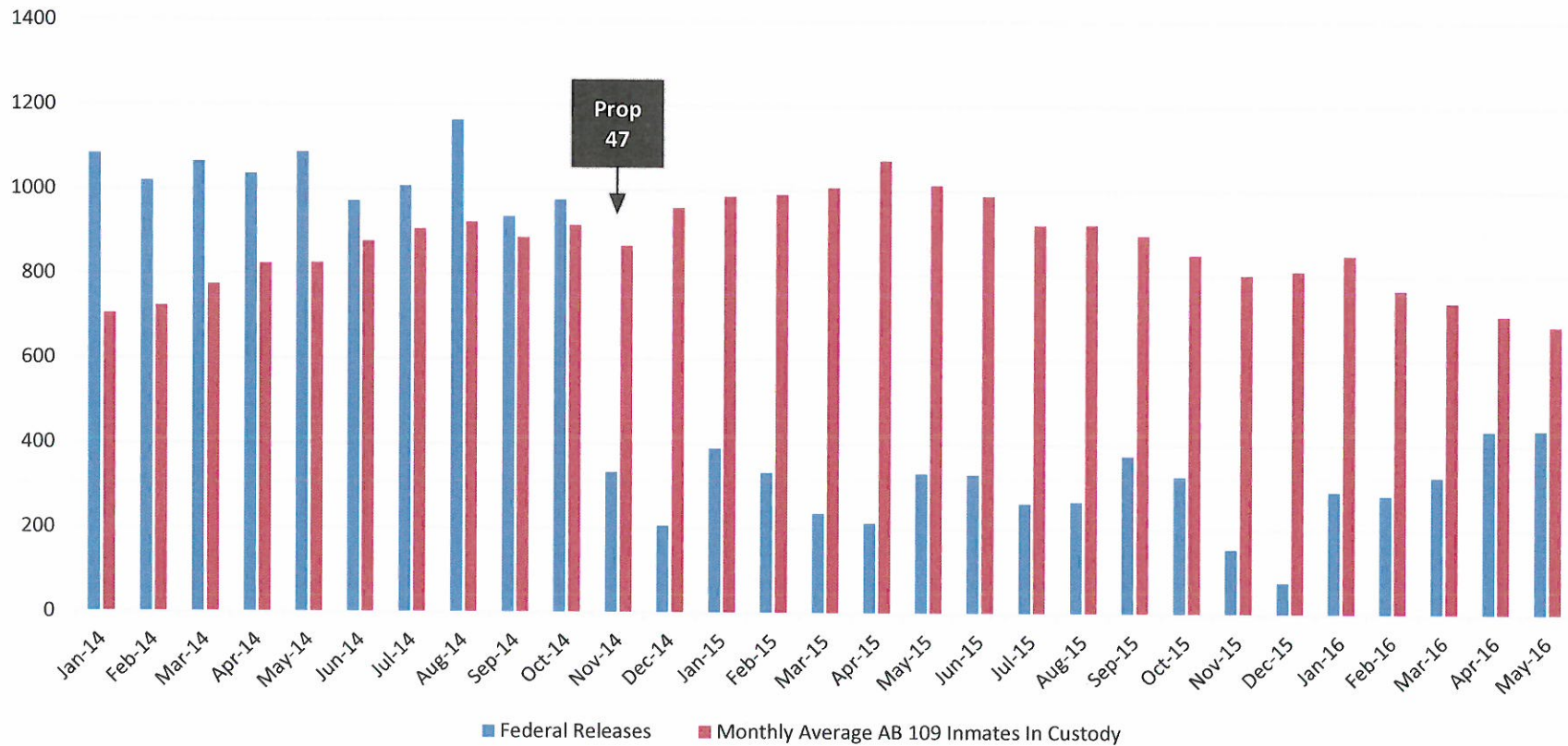
Proposition 47 Impact

- Took effect on November 5, 2014.
- Riverside County jails have remained at maximum capacity.
- Drug and Property crime bookings initially declined but are now rising back to near Pre-Prop 47 levels.
- As of May 31, 2016, 5,500 inmates have been released early since the Proposition 47 took effect



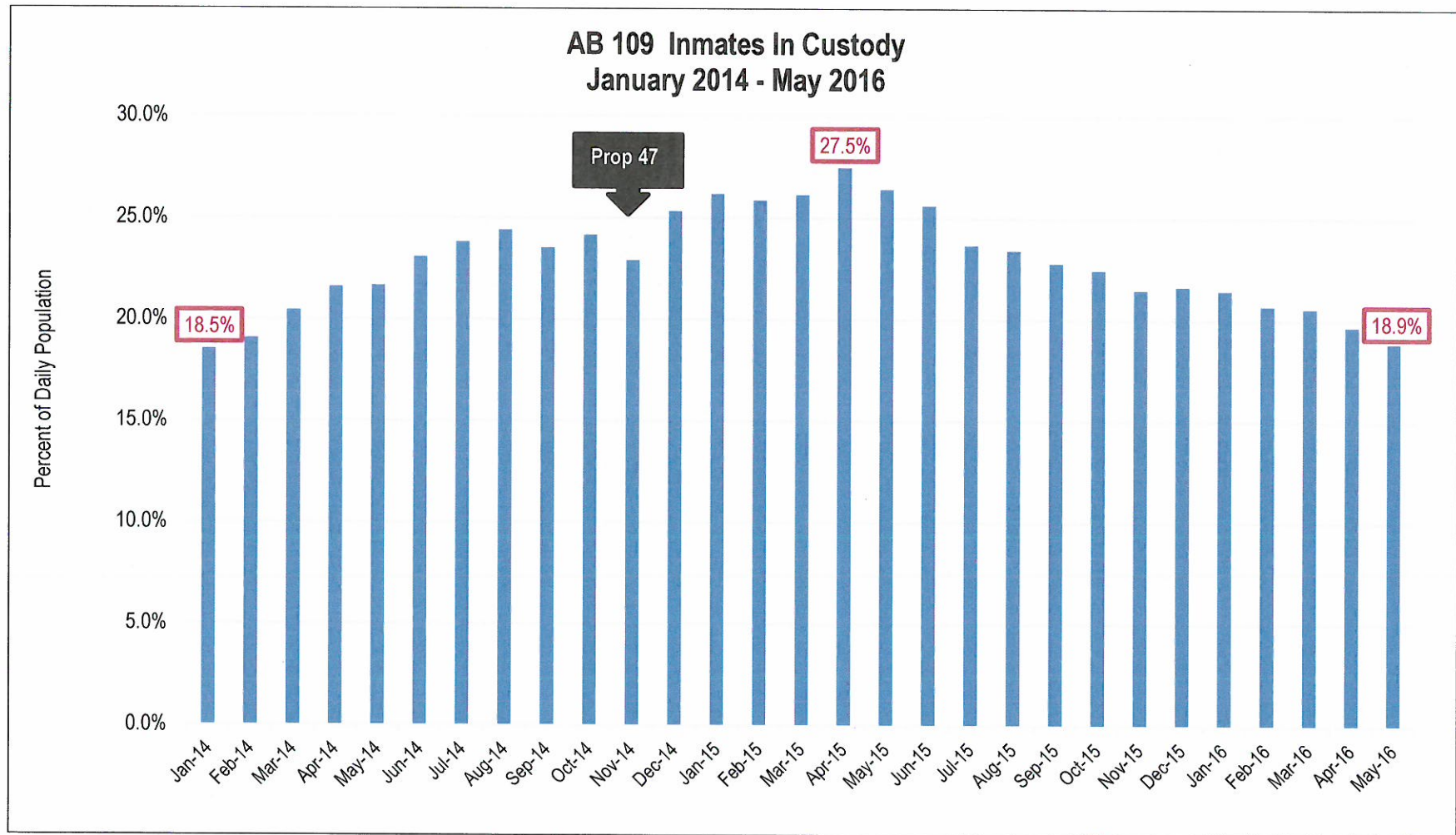
Proposition 47 Impact

Federal Release and AB 109 Inmates
January 2014 - May 2016





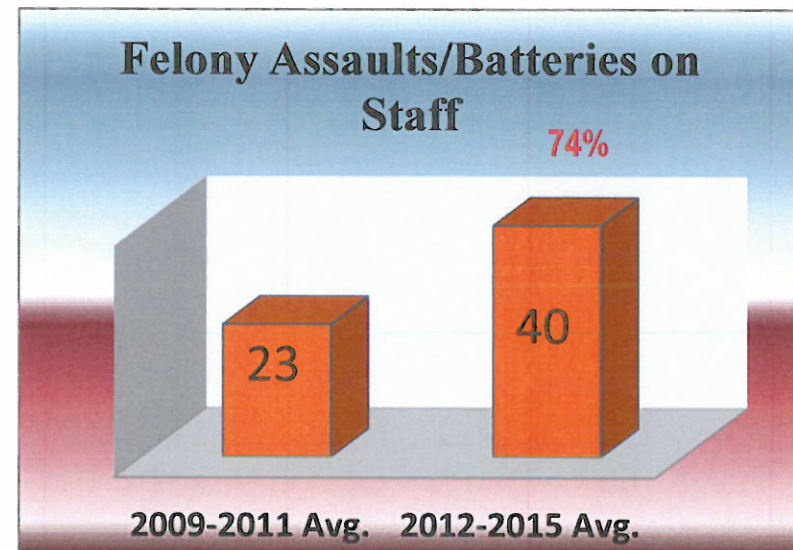
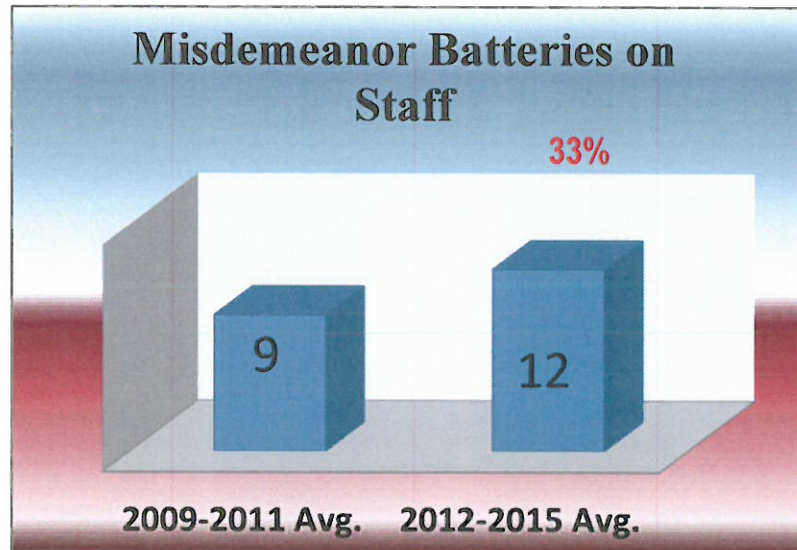
AB 109 Realignment Inmates in Custody





Assaults on Staff Since AB109

- 33% Increase in misdemeanor batteries against staff
- 74% Increase in felony assaults/batteries against staff





Inmate Programs

IN-CUSTODY PROGRAMS

- **RSAT-** Residential Substance Abuse Treatment Program
- **GOALS** - Guidance and Opportunities to Achieve Lifelong Success
- **EDUCATIONAL PROGRAMMING THROUGH RCOE**
 - Greybar Printing: Printing for Dept. forms
 - Adult Basic Education: GED testing, HS diploma
 - Life skills: parenting, anger mgmt., substance abuse
 - Vocational training: computers, construction, landscape
- **CHAPLAIN AND VOLUNTEER SERVICES**
- **VETERANS PROGRAM**





Alternatives to Incarceration

Work Release Program

- 115 job sites at government and non profit entities
- Sentenced directly from the courts
- May choose SECP at their own expense in lieu of manual labor
- 2015 daily average participants: 1,612

Work Release Potential Money Saved (FY 14-15)

- 2015 daily average participants: 1,612
- Hours of labor performed – 707,968 hours
- Potential labor savings – **\$7,079,680** (based on \$10.00 per hour rate)

Supervised Electronic Confinement Program (SECP)

- Full time (removed from custody)
- Part time (out of custody; in lieu of work release)
- Alcohol monitoring (sentenced with qualifying DUI charges)
- 2015 daily average: full Time 98 / part Time 191





Contract Beds

Imperial County

- Successful partnership with Imperial County for long term general population beds.
- Currently contracted for 35 beds (25 male and 10 female).
- As of 05/31/16, 33 of the contract beds are filled.

Fire Camp

- Long term sentenced inmates transferred to state fire camps to assist in fire suppression and community service.
- 2015 daily average: 48
- Fire camp graduates: 97 (as of 05/31/16)





Seriously Mentally Ill Housing Units

- Forensic Behavioral Health/Corrections Health Services/Custody staff working closely together.
- Custody staff receives specialized training.
- Forensic Behavioral Health staff is providing therapeutic treatment as opposed to crisis management.
- This Fiscal Year – 128 beds were converted for mental health housing.
- We currently have 362 beds dedicated for seriously mentally ill inmates. (229% increase since Pre AB 109)



Seriously Mentally Ill Housing Units

- SCF transitional mental health housing (192 beds).
 - 6 individual dayrooms within one housing unit constructed like spokes on a wheel.
 - Inmates progress from the most restrictive dayrooms to dayrooms which allow greater privileges as their behavior and condition improves.
 - Forensic Behavioral Health staff provides therapeutic treatment with the goal of reintegrating the inmates back into the general jail population and/or community.



Homeless Outreach Program

- The Riverside County Sheriff's Department Homeless Outreach Team (HOT) was created January 21, 2016.
- Patrol Division's Role
 - 2 Patrol Deputies (Jurupa Valley Station) permanently assigned to the program with liaisons assigned at every station.
 - Responsible for addressing homeless issues within all communities served by the Department.
- Correction's Division Role
 - Interview Process
 - Information collected assists the Homeless Outreach Team in providing resources to the homeless within Riverside County.



Project Updates

- RPDC Mental Health Housing Unit Upgrades
- SCF Mental Health Housing Unit Upgrades



Budget Request

- FY 15-16 budget request of 32.9 million was based on continued systematic impact, one-time costs for Mental Health Housing remodel, and additional Mental Health Housing Unit overtime costs.
- FY 16-17 budget request includes salary and benefits for existing 135 Board approved AB109 positions in addition to the conversion of 10 previously funded overtime positions for Mental Health Housing Unit to FTEs.



Budget Request

Salary and Benefits	\$20.7 Million
Facility Operational Costs	\$6.5 Million
Transportation Cost	\$0.4 Million
Programs Operational Cost	\$1.2 Million
Contract Beds	\$4.5 Million
FY 2016-17 Budget Needs	<u>\$33.3 Million</u>



SHERIFF DEPARTMENT'S REQUEST

- Approve funding of 33.3 million for the Sheriff's Department to continue to manage the systematic impacts of realignment.
- Recognize the existence of additional impacts and costs beyond the known impacts.
- Retain in contingency additional funds to address future impacts as they are realized.



Riverside University Health System

AB109 FY 16/17 Budget Presentation

Riverside University Health System AB109 Services

- *RUHS Correctional Health and Behavioral Health provide basic and emergency medical, dental, and behavioral health care to AB109 inmates at the five county jails.*



- *RUHS Behavioral Health provides mental health and substance use services to AB109 clients at county operated clinics and probation day reporting centers. Services including: Mental Health Outpatient, Substance Use Outpatient, and contracted placement services.*



- *RUHS Medical Center and Care Clinics provide a full variety of inpatient and outpatient care to AB109 clients including: radiology, CT scans, laboratory, respiratory therapy, physical therapy, EKC, and emergency room services.*

AB109 Behavioral Health Services

RUHS – Behavioral Health offers mental health and substance use services to AB109 clients. Services include intensive treatment teams, mental health outpatient, substance use outpatient, and contracted placement services.



FY 15/16 AB109 Services

- 160 Intensive Treatment Team Clients
- 2,836 Behavioral Health Outpatient Clients
- 600 Contracted Placement Clients
- \$10.3m annual expenditures, \$607k under budget

FY 16/17 Budget Request

- Requesting support at the FY 15/16 funding level of \$10.9m.
- No increases in budget
- COLA/ISF increases absorbed



Behavioral Health Intensive Treatment Teams

RUHS – Behavioral Health Intensive Treatment Teams provide AB109 clients access to any service necessary to support their mental health recovery. Clients will receive an array of services including but not limited to mental health crisis, mental health outpatient, medication, physical health, vocational, housing, transportation, and substance use services.



In FY 15/16 160 clients were served through this intensive wellness and recovery based program.

Behavioral Health Outpatient Services

RUHS – Behavioral Health Outpatient Services is comprised of both mental health and substance use services. Services are provided in county operated clinics, probation day reporting centers, and by contract providers. In total, 2,836 AB109 clients received services in FY 15/16.




1,347 clients received mental health assessments, outpatient services, medication, peer recovery services, education and vocational services.

1,489 clients received substance use screening, outpatient drug free, narcotic treatment, case management, HIV testing and education, and residential services.

Behavioral Health Contracted Placement

RUHS – Behavioral Health Contracted Placement services provide emergency, transitional and permanent housing solutions for AB109 clients. These services also provide crisis residential treatments services and when necessary psychiatric hospitalizations at the appropriate inpatient level of care.



FY 15/16 AB109 Services

- 600 total contracted placement clients
- 400 housing services clients
- 99 short term mental health crisis residential treatment clients
- 81 psychiatric hospitalizations
- 21 institute for mental disease/other locked facility clients

Behavioral Health Inmate Care

- RUHS – Behavioral Health also provides behavioral health screenings, mental health services and substance use health care to AB109 inmates at the five county jails.
- Started severely acute housing units in both Smith and RPDC



FY 15/16 AB109 Services

- 1,873 Behavioral Health Clients
 - 2,300 Behavioral Health Screenings
 - \$5m annual expenditures, within budget target.

Correctional Health Inmate Care

RUHS – Correctional Health and Behavioral Health provide basic and emergency medical, dental, mental health and substance use health care to AB109 inmates at the five county jails.



FY 15/16 AB109 Services

- 14,509 Correctional Health Visits
 - 5,368 Physician/Nurse Practitioner Visits
 - 9,141 Nursing Visits
 - 8,100 Medications dispensed
 - \$7.7m annual expenditures, \$4.9m over budget.

Inmate Care Improvements to Staffing Ratios (Correctional and Behavioral Health)

Correctional and Behavioral Health are in the process of increasing staffing in order to meet the increasing health demands of inmates staying longer in our jails.



FY 16/17 Additions

- Correctional Health adding 129 additional positions. Estimated FY 16/17 AB109 impact is approximately \$1.9m above FY 15/16 expenditure level.
- Behavioral Health adding 84 positions. Estimated FY 16/17 AB109 impact is approximately \$2m.



AB109 Medical Center Services-Hospital

RUHS - Medical Center offers a full array of health care services to AB109 clients. Services include radiology, CAT scans, laboratory, respiratory therapy, physical therapy, EKC, and emergency room services.



FY 15/16 AB109 Services

- 1,758 inpatient bed days
- 1,567 outpatient visits
- 135 psychiatric emergency room visits
- 113 inpatient psychiatric holds
- \$4.5m annual expenditures, \$258k under budget.

FY 16/17 Budget Request

- Requesting support at the FY 15/16 funding level of \$4.7m.
- No increases in budget
- COLA/ISF increases absorbed



FY 16/17 Budget Request Summary

RUHS will attempt to absorb COLA and ISF increases within all budget areas except the jails. Due to the built in budget shortfall from FY 15/16 and significant increases in required healthcare service levels within the jails, expenditure increases were unavoidable. In total RUHS is requesting \$32.3 million in AB109 support, an \$8.9 million increase above the approved FY 15/16 budget.

	<u>FY 15/16 Support</u>	<u>FY 16/17 Request</u>	<u>Difference</u>
Behavioral Health			
Intensive Treatment Teams	\$ 1,514,440	\$ 1,514,440	\$ -
Outpatient Services	7,276,119	7,276,119	-
Contracted Placement Services	2,107,274	2,107,274	-
Detention Health	4,953,200	7,001,730	2,048,530
Correctional Health	2,836,425	9,641,683	6,805,258
Medical Center Services-Hospital	4,748,942	4,748,942	-
Total AB 109	<u>\$ 23,436,400</u>	<u>\$ 32,290,188</u>	<u>\$ 8,853,788</u>

Riverside University Health System

Questions

A.R.C.C.O.P.S.



Association of Riverside County Chiefs of Police and Sheriff

**RIVERSIDE COUNTY
COMMUNITY CORRECTIONS PARTNERSHIP
Executive Committee**

Post-Release Accountability & Compliance Team

FY 2016/17 Budget Proposal

June 7, 2016

Riverside County Post-Release Accountability and Compliance Teams (PACT)

Annual YTD Activity - FY 2015/2016

SEARCHES	WEST	CENTRAL	EAST*	TOTAL
PRCS Search	238	409	231	878
MS Search	82	93	122	297
Probation Search	554	441	211	1206
Parole Search	151	193	79	423
Search Warrant	38	10	11	59
Arrest Warrant	172	52	118	342
Knock and Talk	83	110	65	258
TOTAL SEARCHES	1318	1308	837	3463
Bad Addresses	211	176	49	436
% Bad Address	16%	13%	6%	12.50%
ARRESTS				
Felony Arrest	307	203	188	698
Misd Arrest	79	46	91	216
Total Arrests	386	249	279	914
Firearms	111	24	45	180
GTA Recoveries	10	10	27	47
On Sights	62	NA	65	127
Assist Investigations	82	45	64	191
Assist Patrol	25	NA	49	74
Surveillance	29	8	15	52
AB109/PRCS Violations	45	60	58	163
Probation Violations	89	32	27	148
Parole Violations	46	18	19	83
Total Violations	180	110	104	394
New PRCS Charges	32	21	NA	53
New MS Charges	11	4	NA	15

* 2015 Full-year stats

Riverside County Post-Release Accountability and Compliance Teams

WEST PACT			Amt Requested	
Name	Agency	Funding Source	CCPEC	State AB-109
Sergeant	Riverside Police	CCPEC	221,450	
Corporal	Corona Police	CCPEC	183,598	
Officer	Riverside Police	State AB-109		183,598
Officer	Corona Police	State AB-109		183,598
Deputy (Vacant)	Riverside Sheriff (Mo Val)	State AB-109		183,598
Officer	Riverside Police	Agency		
Officer	Riverside Police	Agency		
Officer	Riverside Police	Agency		
Officer	Riverside Police	Agency		
Deputy PO	Riverside County Probation	Agency		
Sr. Investigator	Riverside County DA	Agency		
Special Agent	Bureau of ATF	Agency		
CENTRAL PACT				
Name	Agency	Funding Source	CCPEC	State AB-109
Sergeant	Hemet Police	CCPEC	221,450	
Detective	Beaumont Police	CCPEC	183,598	
Deputy	Riverside Sheriff (San Jacinto)	CCPEC	183,598	
Deputy	Riverside Sheriff (Lake Elsinore)	State AB-109		183,598
Detective	Murrieta Police	State AB-109		183,598
Sr. Investigator	Riverside County DA	Agency		
Deputy PO	Riverside County Probation	Agency		
EAST PACT				
Name	Agency	Funding Source	CCPEC	State AB-109
Sergeant	Cathedral City Police	CCPEC	221,450	
Detective	Palm Springs Police	CCPEC	183,598	
Deputy	Riverside Sheriff (Coachella)	CCPEC	183,598	
Detective (Vacant)	Desert Hot Springs Police	CCPEC	183,598	
Corporal	Riverside Sheriff (Palm Desert)	State AB-109		183,598
Detective (Vacant)	Indio Police	State AB-109		183,598
Sr. Investigator	Riverside County DA	Agency		
Deputy PO	Riverside County Probation	Agency		
Host Agency Funding			CCPEC*	State AB-109
Riverside			50,000	50,000
Hemet			50,000	50,000
Cathedral City			50,000	50,000
2016/17 Budget Requests			\$1,915,938	\$1,435,186

*One-time request