

**RIVERSIDE COUNTY  
COMMUNITY CORRECTIONS PARTNERSHIP EXECUTIVE COMMITTEE**

*This CCPEC Special Meeting will be a virtual meeting only due to precautions related to the spread of Coronavirus COVID-19.*

*Any public requests to speak during public comments must first register by completing the form (link below) and submitting at least 24 hours in advance.*

<https://countyofriverside.us/ConstituentSpeakingRequest.aspx#gsc.tab=0>

*Once registered, further information will be provided.*

**October 4, 2022, 1:30 P.M.**

AGENDA

1. Call to Order – Roll Call
2. Adoption of Subsequent Resolution No. 2022-010 – A Resolution of the CCPEC Re-Authorizing Remote Teleconference Meetings for 30 days – Action Item
3. Link to June 6, 2022 Virtual CCPEC Meeting – Discussion Item  
<https://cloud.castus.tv/vod/rivcotv/video/62b0de0612ec5200090ffb77?page=HOME>
4. FY 2021/22 Fourth Quarter Budget Report – Action Item
5. FY 2022/23 Budget Approval – Action Item
6. Public Safety Annual Realignment Plan – Action Item
7. Proposed 2023 CCPEC Regular Meeting Dates – Action Item
8. Staff Reports – Discussion Items
  - a) Probation
  - b) Sheriff
  - c) Riverside University Health System
  - d) Police
  - e) District Attorney
  - f) Public Defender
  - g) Court
9. Public Comments
10. Next Meeting – TBD

***In accordance with State Law (The Brown Act):***

- *The meetings of the CCP Executive Committee are open to the public. The public may address the Committee within the subject matter jurisdiction of this committee.*
- *Disabled persons may request disability-related accommodations in order to address the CCP Executive Committee. Reasonable accommodations can be made to assist disabled persons if requested 24-hours prior to the meeting by contacting Riverside County Probation Department at (951) 955-2830.*
- *The public may review open session materials at [www.probation.co.riverside.ca.us](http://www.probation.co.riverside.ca.us) under Related Links tab or at Probation Administration, 3960 Orange St., 6<sup>th</sup> Floor, Riverside, CA.*
- *Items may be called out of order.*



**RESOLUTION NO. 2022-010**

**A RESOLUTION OF THE COMMUNITY CORRECTIONS PARTNERSHIP EXECUTIVE  
COMMITTEE**

**RE-AUTHORIZING REMOTE TELECONFERENCE MEETINGS  
OF THE LEGISLATIVE BODIES OF COMMUNITY CORRECTIONS PARTNERSHIP  
EXECUTIVE COMMITTEE**

**FOR THE PERIOD OCTOBER 4, 2022 – NOVEMBER 5, 2022**

**PURSUANT TO THE RALPH M. BROWN ACT.**

**WHEREAS**, all meetings of Community Corrections Partnership Executive Committee and its legislative bodies are open and public, as required by the Ralph M. Brown Act (Cal. Gov. Code 54950 – 54963), so that any member of the public may attend, participate, and view the legislative bodies conduct their business; and

**WHEREAS**, the Brown Act, Government Code section 54953(e), makes provisions for remote teleconferencing participation in meetings by members of a legislative body, without compliance with the requirements of Government Code section 54953(b)(3), subject to the existence of certain conditions and requirements; and

**WHEREAS**, a required condition of Government Code section 54953(e) is that a state of emergency is declared by the Governor pursuant to Government Code section 8625, proclaiming the existence of conditions of disaster or of extreme peril to the safety of persons and property within the state caused by conditions as described in Government Code section 8558(b); and

**WHEREAS**, a further required condition of Government Code section 54953(e) is that state or local officials have imposed or recommended measures to promote social distancing, or, the legislative body holds a meeting to determine or has determined by a majority vote that meeting in person would present imminent risks to the health and safety of attendees; and

**WHEREAS**, on March 4, 2020, Governor Newsom issued a Proclamation of a State of Emergency declaring a state of emergency exists in California due to the threat of COVID-19, pursuant to the California Emergency Services Act (Government Code section 8625); and,

## Agenda Item #2

1           **WHEREAS**, on June 11, 2021, Governor Newsom issued Executive Order N-07-21, which  
2 formally rescinded the Stay-at-Home Order (Executive Order N-33-20), as well as the framework for a  
3 gradual, risk-based reopening of the economy (Executive Order N-60-20, issued on May 4, 2020) but did  
4 not rescind the proclaimed state of emergency; and,

5           **WHEREAS**, on June 11, 2021, Governor Newsom also issued Executive Order N-08-21, which set  
6 expiration dates for certain paragraphs of the State of Emergency Proclamation dated March 4, 2020 and  
7 other Executive Orders but did not rescind the proclaimed state of emergency; and,

8           **WHEREAS**, as of the date of this Resolution, neither the Governor nor the state Legislature have  
9 exercised their respective powers pursuant to Government Code section 8629 to lift the state of emergency  
10 either by proclamation or by concurrent resolution the state Legislature; and,

11           **WHEREAS**, the California Department of Industrial Relations has issued regulations related to  
12 COVID-19 Prevention for employees and places of employment. Title 8 of the California Code of  
13 Regulations, Section 3205(5)(D) specifically recommends physical (social) distancing as one of the  
14 measures to decrease the spread of COVID-19 based on the fact that particles containing the virus can travel  
15 more than six feet, especially indoors; and,

16           **WHEREAS**, on June 7, 2022, the Community Corrections Partnership Executive Committee  
17 previously adopted Resolution No. 2022-007, finding that the requisite conditions existed for the  
18 Community Corrections Partnership Executive Committee and its legislative bodies to conduct remote  
19 teleconference meetings without compliance with Government Code section 54953 (b)(3), as authorized by  
20 Section 54953(e); and,

21           **WHEREAS**, as a condition of extending the use of the teleconferencing provisions for another 30  
22 days beyond the Resolution No. 2022-007 adopted on June 7, 2022, pursuant to Government Code Section  
23 54953(e), the Community Corrections Partnership Executive Committee must reconsider the circumstances  
24 of the state of emergency that exists and find that either the state of emergency continues to directly impact  
25 the ability of the members to meet safely in person or state or local officials continue to impose or  
26 recommend measures to promote social distancing; and,

27           **WHEREAS**, the Community Corrections Partnership Executive Committee has reconsidered the  
28 circumstances of the state of emergency and finds that state or local officials continue to impose or

1 recommend measures to promote social distancing, based on the California Department of Industrial  
2 Relations regulations related to COVID-19 Prevention, specifically, Title 8 of the California Code of  
3 Regulations, Section 3205(5)(D), continuing to remain in effect; and,

4 **WHEREAS**, as a consequence, the Community Corrections Partnership Executive Committee does  
5 hereby find that it and its legislative bodies may continue to conduct their meetings by teleconferencing  
6 without compliance with Government Code section 54953 (b)(3), pursuant to Section 54953(e), and that  
7 such legislative bodies shall comply with the requirements to provide the public with access to the meetings  
8 as prescribed by Government Code section 54953(e)(2).

9 **NOW, THEREFORE, BE IT RESOLVED, FOUND AND ORDERED** by the Community  
10 Corrections Partnership Executive Committee in regular session assembled on October 4, 2022 does hereby  
11 resolve as follows:

12 Section 1. Recitals. All of the above recitals are true and correct and are incorporated into this  
13 Resolution by this reference.

14 Section 2. Reconsideration of the State of Emergency. The Community Corrections  
15 Partnership Executive Committee has reconsidered the circumstances of the state of emergency that  
16 continues to exist and was proclaimed by the Governor through a State of Emergency Proclamation on  
17 March 4, 2020.

18 Section 3. State or Local Officials Continue to Impose or Recommend Measures to Promote  
19 Social Distancing. The Community Corrections Partnership Executive Committee hereby proclaims that  
20 state officials continue to impose or recommend measures to promote social (physical) distancing based on  
21 the continuance of California Department of Industrial Relations regulations related to COVID-19  
22 Prevention through Title 8 of the California Code of Regulations, Section 3205(5)(D).

23 Section 4. Remote Teleconference Meetings. The Community Corrections Partnership  
24 Executive Committee and any of its legislative bodies are hereby authorized and directed to take all actions  
25 necessary to carry out the intent and purpose of this Resolution including, conducting open and public  
26 meetings in accordance with Government Code section 54953(e) and other applicable provisions of the  
27 Brown Act.

28 Section 5. Effective Date. This Resolution shall take effect immediately upon its adoption and

**Agenda Item #2**

1 shall be effective until the earlier of (i) November 5, 2022, or (ii) such time the Community Corrections  
2 Partnership Executive Committee adopts a subsequent resolution in accordance with Government Code  
3 section 54953(e)(3) to extend the time during which its legislative bodies may continue to teleconference  
4 without compliance with Section 54953(b)(3).

5           ADOPTED this Fourth day of October, 2022 by the Community Corrections Partnership Executive  
6 Committee, by the following vote:

7  
8 YES:

9 NO:

10 ABSENT:

11 ABSTAIN:

12  
13  
14  
15  
16  
17  
18  
19  
20  
21  
22  
23  
24  
25  
26  
27  
28

**Submittal to the Community Corrections Partnership  
Executive Committee  
October 4, 2022**

**Agenda Item #4**

**From:** Fiscal Procedures Work Group

**Subject:** FY 2021/22 Community Corrections Partnership Executive Committee (CCPEC) Financial Reports for the period July 1, 2021 to June 31, 2022.

**Background:** On Tuesday, October 5, 2021, the CCPEC approved the FY 2021/22 AB 109 budgets. Additionally, as previously approved by the CCPEC, the quarterly reporting template provides a method of financial reporting every 90 days by each CCPEC agency. The reporting period is for the twelve months ending June 31, 2022. The due date for the report was August 16, 2022.

The template includes a narrative component for providing budget status, identifying/addressing budget and program concerns, and a summary of AB 109 activities performed during the reporting period.

The Probation Department, as the fiscal administrator of the AB 109 Funds, has prepared the attached Summary of Expenditures (Schedule A) based on the financial schedules provided by each individual CCPEC agency. Each agency's submitted financial schedules are also included in the attached report.

Summary of Expenditures (Schedule A)

The attached FY 2021/22 Financial Report – Summary of Expenditures (Schedule A) summarizes the CCPEC agency budgets as approved on June 7, 2022:

- CCPEC Available Funding \$116.67M
  - \$93.69M, FY 2021/22 State Allocation
  - \$10.10M, FY 2020/21 Additional State Allocation
  - \$2.08M FY 2020/21 Base Allocation, PACT and PD Rollover Funds.
  - \$10.79M FY 2020/21 Growth Funds.
  
- Other Funds \$5.08M
  - \$3.56M, additional funding for District Attorney and Public Defender.
  - \$1.53M, AB 109 Planning Grant, including rollover funds.

The FY 2021/22 Fourth Quarter Financial Reports have been received from each CCPEC agency. The reports include information as to their actual expenditures for the period July 1, 2021 to June 31, 2022 (for the Operating Funds and Other Funds). The following agencies are estimating to fully

**Submittal to the Community Corrections Partnership  
Executive Committee  
October 4, 2022**

**Agenda Item #4**

expend their respective CCPEC allocations for FY 2021/22: Sheriff Department, Public Defender, and RUHS. The Probation and the Police agencies had a remaining balance of the CCPEC approved agency allocation in the amount of \$3,988,780 (Probation \$3,091,479 and Police \$897,301) due to vacant positions.

Overall, the total year end expenditures for all the CCPEC agencies are approximately \$101.15M through June 30, 2022. All remaining balances as of June 30, 2022, will be available for use and rolled over into FY 2022/23.

**The FY 2022/23 Financial Reports for the three months ending September 30, 2022, are due Tuesday, October 11, 2022.**

Other Period 4 Financial Report Highlights

- The FY 2021/22 state allocation of \$93.69M in payments to Riverside County averaged approximately \$7.69M per month. All AB 109 Operating Funds have been received.
- The FY 2021/22 rollover balance is \$15.52M which includes a contingency balance of \$11.53M.

Recommended Motion: That the Community Corrections Partnership Executive Committee:

1. Receive and file the FY 2021/22 Financial Report – Summary of Expenditures (Schedule A) and the individual CCPEC Agency Financial Reports.
2. Deposit FY 2021/22 growth allocation into the contingency fund upon receipt.

Respectfully submitted on behalf of the  
Fiscal Procedures Work Group,



Cheryl Williams

Chief Deputy Probation Administrator

**AB 109 Community Corrections Partnership Executive Committee (CCPEC)  
 FY 2021/22 Financial Report - Summary of Expenditures  
 Reporting Period 4 - July 1, 2021 to June 30, 2022**

Agenda Item 4  
 Schedule A

**CCPEC Agency Budgets  
 Approved October 5, 2021 / Revised Approved Adjustment February 1, 2022  
 FY 2021/2022**

**CCPEC Agency Budgets  
 Actual/Estimated Expenditures  
 FY 2021/2022**

CCPEC Agency	Rollover Funds-Q4 Financial Report	State Allocation (2)	State Additional Base	Approved Growth Allocation (3)	Approved Annual Operating Budgets	Total Budget	Operating Funds 7/1/21 - 06/30/22	Operating Funds 04/01/22-06/30/22	Total Funds	Estimated Rollover Funds FY 2022/23
	FY 2020/21	FY 2021/22	FY 2021/22	FY 2021/22	FY 2021/22	Distribution	Actuals	Estimate	YE Amount	
Probation Department	\$ -	\$ 17,587,289	\$ 2,149,099	\$ 2,257,398	\$ 21,993,786	\$ 21,993,786	\$ 18,902,307	\$ -	\$ 18,902,307	\$ 3,091,479
Sheriff's Department	-	32,905,024	4,020,867	4,223,489	41,149,380	41,149,380	41,149,380	-	41,149,380	(0)
District Attorney	-	-	-	-	-	\$ -	-	-	-	-
Public Defender	10,975	236,941	30,539	32,078	312,533	\$ 312,533	312,533	-	312,533	0
RUHS	-	30,589,525	3,737,922	3,926,285	38,253,733	\$ 38,253,733	38,253,733	-	38,253,733	0
Police	789,619	1,952,774	335,110	351,997	3,429,500	\$ 3,429,500	2,532,199	-	2,532,199	897,301
Contingency	1,279,382	10,419,584	(1,180,943)	-	11,528,416	11,528,416	-	-	-	11,528,416
<b>Sub-Total</b>	<b>\$ 2,079,975</b>	<b>\$ 83,693,137</b>	<b>\$ 10,102,986</b>	<b>\$ 10,791,249</b>	<b>\$ 116,667,348</b>	<b>\$ 116,667,348</b>	<b>\$ 104,150,152</b>	<b>\$ -</b>	<b>\$ 104,150,152</b>	<b>\$ 15,517,196</b>
<b>Other Funds</b>										
District Attorney		\$ 1,780,871			\$ 1,780,871	\$ 1,780,871	\$ 1,780,871	\$ -	\$ 1,780,871	\$ -
Public Defender		1,780,871			1,780,871	1,780,871	1,780,871	-	1,780,871	-
Planning Grant	1,326,381	200,000.00			1,528,381	181,307	64,902	-	64,902	1,461,479
<b>Sub-Total Other Funds</b>	<b>\$ 1,326,381</b>	<b>\$ 3,761,742</b>	<b>\$ -</b>	<b>\$ -</b>	<b>\$ 5,088,123</b>	<b>\$ 3,743,049</b>	<b>\$ 3,826,644</b>	<b>\$ -</b>	<b>\$ 3,826,644</b>	<b>\$ 1,461,479</b>
<b>Grand Total</b>	<b>\$ 3,406,357</b>	<b>\$ 97,454,879</b>	<b>\$ 10,102,986</b>	<b>\$ 10,791,249</b>	<b>\$ 121,755,471</b>	<b>\$ 120,410,397</b>	<b>\$ 104,776,796</b>	<b>\$ -</b>	<b>\$ 104,776,796</b>	<b>\$ 16,978,675</b>



**AB 109 Community Corrections Partnership Executive Committee**  
**FY 2021/22 Financial Report - Operating Funds**  
**7/01/21 - 6/31/22**

CCPEC Agency:  
 Dept Number (if applicable):  
 Reporting Period (1, 2, 3, or 4)

Probation  
 26002-26007  
 4

**EXPENDITURES**

Level	Description	FY 21/22 Budget	100% Of Budget	7/01/21 - 6/31/22 Actuals	04/01/22-6/30/22 Estimates	FY 21/22 Year-end Estimates	Year-end Variance	Full-Year (On-Going) Estimates
1	Salaries & Benefits	\$16,385,596	\$16,385,596	\$15,907,803		\$15,907,803	\$477,793	\$16,385,596
2	Supplies & Services	4,546,314	4,546,314	1,932,627		1,932,627	2,613,687	\$4,546,314
3	Other Charges	1,061,876	1,061,876	1,061,876		1,061,876	0	\$1,061,876
4	Fixed Assets	0	0	0	0	0	0	0
7	Interfund Transfers	0	0	0	0	0	0	0
<b>Total Expenditures</b>		<b>\$21,993,786</b>	<b>\$21,993,786</b>	<b>\$18,902,307</b>	<b>\$0</b>	<b>\$18,902,307</b>	<b>\$3,091,479</b>	<b>\$21,993,786</b>

**DEPARTMENTAL REVENUE**

Code	Description	FY 21/22 Budget	100% Of Budget	7/01/21 - 6/31/22 Actuals	04/01/22-6/30/22 Estimates	FY 21/22 Year-end Estimates	Year-end Variance	Full-Year (On-Going) Estimates
755900	CA-AB118 Local Revenue	\$21,993,786	\$21,993,786	\$18,902,307	\$0	\$18,902,307	\$3,091,479	\$21,993,786
		0	0	0	0	0	0	0
		0	0	0	0	0	0	0
<b>Total Dept. Revenue</b>		<b>\$21,993,786</b>	<b>\$21,993,786</b>	<b>\$18,902,307</b>	<b>\$0</b>	<b>\$18,902,307</b>	<b>\$3,091,479</b>	<b>\$21,993,786</b>

**NET COST**

<b>\$0</b>	<b>\$0</b>	<b>\$0</b>	<b>\$0</b>	<b>\$0</b>	<b>\$0</b>	<b>\$0</b>	<b>\$0</b>	<b>\$0</b>
------------	------------	------------	------------	------------	------------	------------	------------	------------

**AB 109 Community Corrections Partnership Executive Committee  
FY 2021/22 Financial Report - Operating Funds  
7/01/21 - 6/31/22**

CCPEC Agency:  
Dept Number (if applicable):  
Reporting Period (1, 2, 3, or 4)

Probation  
28002-26007  
4

**NARRATIVE**

**1. Description of current budget status, including any known or potential problem areas within the budget and options and/or recommendations for addressing these issues.**

Expenditures for July 1, 2021 through June 31, 2022 were \$18.9M. Expenses primarily included salaries and benefits for the department's AB 109 filled positions, operating costs and program client costs. Probation's funds were not fully expended by the end of the year due to budget positions that were not filled (26 vacant positions) The roll-over balance is \$3,091,479 slightly higher than the Q3 Financial Report out of due to additional turnover within the department that resulted in additional vacant positions.

**2. Provide a summary of AB 109 activities performed during the reporting period (if desired, copies of the monthly CCPEC reports may be attached).**

As of April 30, 2022, total Post-release Community Supervision (PRCS) assigned to a caseload - 1,584; Mandatory Supervision Active Supervision - 760. Total PRCS and MS Offenders assigned to a caseload - 2,344.

Reporting Period: 7/01/21 - 6/31/22

Prepared by: Jessica Holstien, Administrative Services Manager III

Date: 8/16/22

Approved by: Cherilyn Williams, Chief Deputy of Administration

Date: 8/16/22

**AB 109 Community Corrections Partnership Executive Committee**  
**FY 2021/22 Financial Report - Operating Funds**  
**7/1/21 - 6/30/22**

CCPEC Agency:  
 Dept Number (if applicable):  
 Reporting Period (1, 2, 3, or 4)

Sheriff Department  
 250-040-0000  
 4

**EXPENDITURES**

Level	Description	FY 21/22 Budget	100% Of Budget	7/1/21 - 6/30/22 Actuals	04/1/22-6/30/22 Estimates	FY 21/22 Year-end Estimates	Year-end Variance	Full-Year (On-Going) Estimates
1	Salaries & Benefits	\$23,682,715	\$23,682,715	\$29,829,457	\$0	\$29,829,457	[\$6,146,742]	\$0
2	Supplies & Services	\$17,222,689	\$17,222,689	\$10,700,207	\$0	\$10,700,207	\$6,522,482	\$0
3	Other Charges	\$235,939	\$235,939	\$157,281	\$0	\$157,281	\$78,658	\$0
4	Fixed Assets	\$8,037	\$8,037	\$462,435	\$0	\$462,435	(\$454,398)	\$0
7	Interfund Transfers	\$0	\$0	\$0	\$0	\$0	\$0	\$0
<b>Total Expenditures</b>		<b>\$41,149,380</b>	<b>\$41,149,380</b>	<b>\$41,149,380</b>	<b>\$0</b>	<b>\$41,149,380</b>	<b>\$0</b>	<b>\$0</b>

**DEPARTMENTAL REVENUE**

Code	Description	FY 21/22 Budget	100% Of Budget	7/1/21 - 6/30/22 Actuals	04/1/22-6/30/22 Estimates	FY 21/22 Year-end Estimates	Year-end Variance	Full-Year (On-Going) Estimates
		\$41,149,380	\$41,149,380	\$41,149,380	\$0	\$41,149,380	\$0	\$0
		\$0	\$0	\$0	\$0	\$0	\$0	\$0
		\$0	\$0	\$0	\$0	\$0	\$0	\$0
<b>Total Dept. Revenue</b>		<b>\$41,149,380</b>	<b>\$41,149,380</b>	<b>\$41,149,380</b>	<b>\$0</b>	<b>\$41,149,380</b>	<b>\$0</b>	<b>\$0</b>

**NET COST**

		\$0	\$0	\$0	\$0	\$0	\$0	\$0
--	--	-----	-----	-----	-----	-----	-----	-----

**AB 109 Community Corrections Partnership Executive Committee**  
**FY 2021/22 Financial Report - Operating Funds**  
**7/1/21 - 6/30/22**

CCPEC Agency:  
Dept Number (if applicable):  
Reporting Period (1, 2, 3, or 4)

Sheriff Department  
250-040-0000  
4

**NARRATIVE**

**1. Description of current budget status, including any known or potential problem areas within the budget and options and/or recommendations for addressing these issues.**

The spending plan for the Sheriff's Department includes funding to help mitigate the impact of Realignment inmates in the local jails, provide for new and enhanced alternatives to incarceration, and deliver meaningful programming to incarcerated Realignment inmates in an effort to provide tools for their successful return to the community. The funding budgeted for related salaries and overtime costs have been exhausted.

**2. Provide a summary of AB 109 activities performed during the reporting period (if desired, copies of the monthly CCPEC reports may be attached).**

During this period, the Sheriff's Department continued to provide programming opportunities for in-custody Realignment inmates. The Department continues to refine its processes for inmate evaluation using evidence-based practices and work with other state and local agencies on data gathering and analysis. The local jails continue in a chronic state of overcrowding, requiring early releases pursuant to Federal Court Order. Further data covering the impact of Realignment on Sheriff's Corrections is reflected in the monthly reports.

Reporting Period: 7/1/21 - 6/30/22

Prepared by: Claudia Preciado-Arroyo, Administrative Services Manager II

Date: 8/10/2022

Approved by: C. Chief Deputy Misha Graves

Date: 8/10/2022

**AB 109 Community Corrections Partnership Executive Committee**  
**FY 2021/22 Financial Report - Operating Funds**  
**7/01/21 - 06/30/22**

CCPEC Agency:  
 Dept Number (if applicable):  
 Reporting Period (1, 2, 3, or 4)

Public Defender  
 2400100000  
 4

**EXPENDITURES**

Level	Description	FY 21/22 Budget	100% Of Budget	7/01/21 - 06/30/22 Actuals	06/30/22-6/30/22 Estimates	FY 21/22 Year-end Estimates	Year-end Variance	Full-Year (On-Going) Estimates
1	Salaries & Benefits	\$312,533	\$312,533	\$312,533	\$0	\$312,533	\$0	\$312,533
2	Supplies & Services	0	0	0	0	0	0	0
3	Other Charges	0	0	0	0	0	0	0
4	Fixed Assets	0	0	0	0	0	0	0
7	Interfund Transfers	0	0	0	0	0	0	0
<b>Total Expenditures</b>		<b>\$312,533</b>	<b>\$312,533</b>	<b>\$312,533</b>	<b>\$0</b>	<b>\$312,533</b>	<b>\$0</b>	<b>\$312,533</b>

**DEPARTMENTAL REVENUE**

Code	Description	FY 21/22 Budget	100% Of Budget	7/01/21 - 06/30/22 Actuals	06/30/22-6/30/22 Estimates	FY 21/22 Year-end Estimates	Year-end Variance	Full-Year (On-Going) Estimates
755900	CA-AB118 Local Revenue	\$312,533	\$312,633	\$312,533	\$0	\$312,533	\$0	\$312,533
		0	0	0	0	0	0	0
		0	0	0	0	0	0	0
<b>Total Dept. Revenue</b>		<b>\$312,533</b>	<b>\$312,533</b>	<b>\$312,533</b>	<b>\$0</b>	<b>\$312,533</b>	<b>\$0</b>	<b>\$312,533</b>

**NET COST**

\$0	\$0	\$0	\$0	\$0	\$0
-----	-----	-----	-----	-----	-----

AB 109 Community Corrections Partnership Executive Committee  
FY 2021/22 Financial Report - Operating Funds  
7/01/21 - 06/30/22

CCPEC Agency:  
Dept Number (if applicable):  
Reporting Period (1, 2, 3, or 4)

Public Defender  
2400100000  
4

NARRATIVE

1. Description of current budget status, including any known or potential problem areas within the budget and options and/or recommendations for addressing these issues.  
*All positions are currently filled, and this budget is expected to be on target this fiscal year.*

2. Provide a summary of AB 109 activities performed during the reporting period (if desired, copies of the monthly CCPEC reports may be attached).

Reporting Period: 7/01/21 - 06/30/22

Prepared by: Amanda De Gasperin

Date: 6/8/22

Approved by: Steven Harmon

Date: 6/8/22

**AB 109 Community Corrections Partnership Executive Committee**  
**FY 2021/22 Financial Report - Operating Funds**  
**7/1/21 - 6/30/22**

CCPEC Agency: Riverside University Health System - Summary All Programs  
 Dept Number (if applicable): Budget Unit  
 Reporting Period (1, 2, 3, or 4) 4

**EXPENDITURES**

Level	Description	FY 21/22 Budget	100% Of Budget	7/1/21 - 6/30/22 Actuals	Estimates	FY 21/22 Year-end Estimates	Year-end Variance	Full-Year (On-Going) Estimates
1	Salaries & Benefits	\$27,979,188	\$27,979,188	\$25,174,352	\$0	\$25,174,352	\$2,804,836	\$25,174,352
2	Supplies & Services	16,260,563	16,260,563	15,595,838	0	15,595,838	664,725	15,595,838
3	Other Charges	6,063,079	6,063,079	7,060,597	0	7,060,597	(997,518)	7,060,597
4	Fixed Assets	0	0	0	0	0	0	0
7	Interfund Transfers	0	0	0	0	0	0	0
<b>Total Expenditures</b>		<b>\$50,302,830</b>	<b>\$50,302,830</b>	<b>\$47,830,786</b>	<b>\$0</b>	<b>\$47,830,786</b>	<b>\$2,472,044</b>	<b>\$47,830,786</b>

**DEPARTMENTAL REVENUE**

Code	Description	FY 21/22 Budget	100% Of Budget	7/1/21 - 6/30/22 Actuals	Estimates	FY 21/22 Year-end Estimates	Year-end Variance	Full-Year (On-Going) Estimates
AB 109		\$38,253,734	\$38,253,734	\$38,253,734	\$0	\$38,253,734	\$0	\$38,253,734
FFP		\$12,049,096	\$12,049,096	\$9,499,031	\$0	\$9,499,031	(\$2,550,065)	\$9,499,031
		\$0	\$0	\$0	\$0	\$0	\$0	\$0
<b>Total Dept. Revenue</b>		<b>\$50,302,830</b>	<b>\$50,302,830</b>	<b>\$47,752,765</b>	<b>\$0</b>	<b>\$47,752,765</b>	<b>(\$2,550,065)</b>	<b>\$47,752,765</b>

**NET COST**

		\$0	\$0	\$78,022	\$0	\$78,022	(\$78,022)	\$78,022
--	--	-----	-----	----------	-----	----------	------------	----------

**AB 109 Community Corrections Partnership Executive Committee**  
**FY 2021/22 Financial Report - Operating Funds**  
**7/1/21 - 6/30/22**

CCPEC Agency: Riverside University Health System - Summary All Programs  
Dept Number (if applicable): \_\_\_\_\_  
Reporting Period (1, 2, 3, or 4) \_\_\_\_\_

Budget Unit  
4

**NARRATIVE**

**1. Description of current budget status, including any known or potential problem areas within the budget and options and/or recommendations for addressing these issues.**

The Health and Human Services (HHS) expenditure report includes costs for the Riverside University Health System including Behavioral Health, the Medical Center, and Correctional Health. 4th Quarter Actual expenditures for FY 21/22 are \$47.8M. Additionally, 9.5M of revenue was generated bringing the net AB109 Cost to \$38.3M or \$78K over the approved AB109 budget. Behavioral Health actual expenditures are \$31M. Additionally, \$7.9M of revenue was generated bringing the net AB109 Cost to \$23.1M or \$1.3M over the approved AB109 budget. Correctional Health actual expenditures are \$9M or \$2.2M under the approved AB109 budget. The Medical Center actual expenditures are \$7.9M. Additionally, \$1.6M of revenue was generated bringing the net AB109 Cost to \$6.3M or \$910k over the approved AB109 budget. RUHS continues to analyze/develop budget solutions and will keep CCPEC and the executive office informed of progress.

**2. Provide a summary of AB 109 activities performed during the reporting period (if desired, copies of the monthly CCPEC reports may be attached).**

Riverside University Health System (RUHS) provides a full array of healthcare services to AB109 clients. The service delivery team includes Behavioral Health, Correctional Health, and the Medical Center. RUHS Behavioral Health provides mental health and substance use services to AB109 clients at county operated clinics and probation day reporting centers, which includes Mental Health Outpatient, Substance Use Outpatient, and contracted placement services. RUHS Correctional Health and Behavioral Health provide basic and emergency medical, dental, and behavioral health care to AB109 inmates at the five county jails. RUHS Medical Center and Care Clinics provide a full variety of inpatient and outpatient care to AB109 clients including radiology, CT scans, laboratory, respiratory therapy, physical therapy, EKG, and emergency room services.

During the 4th quarter of FY 21/22, Riverside University Health System provided services to Behavioral Health clients in the following programs: Intensive Treatment Teams served 365 clients, Behavioral Health Detention served 5,759 clients, Contracted Placement served 697 clients, and Behavioral Health Outpatient served 2,926 clients. Correctional Health provided 46,625 visits to AB109 inmates in the county jails. The Medical Center provided 1,725 inpatient days and 2,830 outpatient visits to the AB109 population.

Reporting Period: 7/1/21 - 6/30/22

Prepared by: Jacob Ruiz, Deputy Mental Health Director

Date: 8/17/22

Approved by: Army McCann, Medical Center Comptroller

Date: 8/17/22



**AB 109 Community Corrections Partnership Executive Committee**  
**FY 2021/22 Financial Report - Operating Funds**  
**7/1/21 - 6/30/22**

CCPEC Agency:  
 Dept Number (if applicable):  
 Reporting Period (1, 2, 3, or 4)

RUHS-Behavioral Health

4

**EXPENDITURES**

Level	Description	FY 21/22 Budget	100% Of Budget	7/1/21 - 6/30/22 Actuals	Estimates	FY 21/22 Year-end Estimates	Year-end Variance	Full-Year (On-Going) Estimates
1	Salaries & Benefits	\$17,140,940	\$17,140,940	\$15,525,672	\$0	\$15,525,672	\$1,815,268	\$15,525,672
2	Supplies & Services	9,229,737	9,229,737	8,359,977	\$0	\$8,359,977	\$869,760	\$8,359,977
3	Other Charges	6,063,079	6,063,079	7,060,597	\$0	\$7,060,597	(\$997,518)	\$7,060,597
4	Fixed Assets	0	0	0	\$0	\$0	\$0	\$0
7	Interfund Transfers	0	0	0	\$0	\$0	\$0	\$0
<b>Total Expenditures</b>		<b>\$32,433,756</b>	<b>\$32,433,756</b>	<b>\$30,946,247</b>	<b>\$0</b>	<b>\$30,946,247</b>	<b>\$1,487,509</b>	<b>\$30,946,247</b>

**DEPARTMENTAL REVENUE**

Code	Description	FY 21/22 Budget	100% Of Budget	7/1/21 - 6/30/22 Actuals	Estimates	FY 21/22 Year-end Estimates	Year-end Variance	Full-Year (On-Going) Estimates
AB 109		\$21,744,638	\$21,744,638	\$23,084,303	\$0	\$23,084,303	\$1,339,665	\$23,084,303
FFP		10,689,118	10,689,118	7,861,944	\$0	\$7,861,944	(\$2,827,174)	7,861,944
		0	0	0	0	0	0	0
<b>Total Dept. Revenue</b>		<b>\$32,433,756</b>	<b>\$32,433,756</b>	<b>\$30,946,247</b>	<b>\$0</b>	<b>\$30,946,247</b>	<b>(\$1,487,509)</b>	<b>\$30,946,247</b>

**NET COST**

		\$0	\$0	\$0	\$0	\$0	(\$0)	\$0
--	--	-----	-----	-----	-----	-----	-------	-----

CCPEC Agency:

RUHS-Behavioral Health

Dept Number (if applicable):

**NARRATIVE**

Reporting Period (1, 2, 3, or 4)

4

**1. Description of current budget status, including any known or potential problem areas within the budget and options and/or recommendations for addressing these issues.**

The Health and Human Services (HHS) expenditure report includes costs for the Riverside University Health System including Behavioral Health, the Medical Center, and Correctional Health. 4th Quarter Actual expenditures for FY 21/22 are \$47.8M. Additionally, 9.5M of revenue was generated bringing the net AB109 Cost to \$38.3M or \$78K over the approved AB109 budget. Behavioral Health actual expenditures are \$31M. Additionally, \$7.9M of revenue was generated bringing the net AB109 Cost to \$23.1M or \$1.3M over the approved AB109 budget.

**2. Provide a summary of AB 109 activities performed during the reporting period (if desired, copies of the monthly CCPEC reports may be attached).**

Riverside University Health System (RUHS) provides a full array of healthcare services to AB109 clients. The service delivery team includes Behavioral Health, Correctional Health, and the Medical Center. RUHS Behavioral Health provides mental health and substance use services to AB109 clients at county operated clinics and probation day reporting centers, which includes Mental Health Outpatient, Substance Use Outpatient, and contracted placement services.

During the 4th quarter of FY 21/22, Riverside University Health System provided services to Behavioral Health clients in the following programs: Intensive Treatment Teams served 365 clients, Behavioral Health Detention served 5,759 clients, Contracted Placement served 697 clients, and Behavioral Health Outpatient served 2,926 clients.

Reporting Period: 7/1/21 - 6/30/22

Prepared by: Jacob Ruiz, Deputy Behavioral Health Director

Approved by: Amy McCann, Medical Center Comptroller

Date: 8/17/22

Date: 8/17/22

**AB 109 Community Corrections Partnership Executive Committee**  
**FY 2021/22 Financial Report - Operating Funds**  
**7/1/21 - 6/30/22**

CCPEC Agency: **RUHS - Correctional Health**  
 Dept Number (if applicable): **4300300000**  
 Reporting Period (1, 2, 3, or 4): **4**

**EXPENDITURES**

Level	Description	FY 21/22 Budget	100% Of Budget	7/1/21 - 6/30/22 Actuals	Estimates	FY 21/22 Year-end Estimates	Year-end Variance	Full-Year (On-Going) Estimates
1	Salaries & Benefits	\$8,342,153	\$8,342,153	\$6,713,289	\$0	\$6,713,289	\$1,628,864	\$6,713,289
2	Supplies & Services	2,780,718	2,780,718	2,237,763	\$0	\$2,237,763	\$542,955	\$2,237,763
3	Other Charges	0	0	0	\$0	\$0	\$0	\$0
4	Fixed Assets	0	0	0	\$0	\$0	\$0	\$0
7	Interfund Transfers	0	0	0	\$0	\$0	\$0	\$0
<b>Total Expenditures</b>		<b>\$11,122,871</b>	<b>\$11,122,871</b>	<b>\$8,951,052</b>	<b>\$0</b>	<b>\$8,951,052</b>	<b>\$2,171,819</b>	<b>\$8,951,052</b>

**DEPARTMENTAL REVENUE**

Code	Description	FY 21/22 Budget	100% Of Budget	7/1/21 - 6/30/22 Actuals	Estimates	FY 21/22 Year-end Estimates	Year-end Variance	Full-Year (On-Going) Estimates
AB 109		\$11,122,871	\$11,122,871	\$8,951,052	\$0	\$8,951,052	(\$2,171,819)	\$8,951,052
FFP		0	0	0	0	0	0	0
<b>Total Dept. Revenue</b>		<b>\$11,122,871</b>	<b>\$11,122,871</b>	<b>\$8,951,052</b>	<b>\$0</b>	<b>\$8,951,052</b>	<b>(\$2,171,819)</b>	<b>\$8,951,052</b>

**NET COST**

<b>\$0</b>	<b>\$0</b>	<b>\$0</b>	<b>\$0</b>	<b>(\$0)</b>	<b>\$0</b>
------------	------------	------------	------------	--------------	------------

CCPEC Agency:

RUHS - Correctional Health

Dept Number (if applicable):

4300300000

Reporting Period (1, 2, 3, or 4)

4

**NARRATIVE**

**1 Description of current budget status, including any known or potential problem areas within the budget and options and/or recommendations for addressing these issues.**

The Health and Human Services (HHS) expenditure report includes costs for the Riverside University Health System including Behavioral Health, the Medical Center, and Correctional Health. 4th Quarter Actual expenditures for FY 21/22 are \$47.8M. Additionally, 9.5M of revenue was generated bringing the net AB109 Cost to \$38.3M or \$78K over the approved AB109 budget. Correctional Health actual expenditures are \$9M or \$2.2M under the approved AB109 budget.

**2 Provide a summary of AB 109 activities performed during the reporting period (if desired, copies of the monthly CCPEC reports may be attached).**

Riverside University Health System (RUHS) provides a full array of healthcare services to AB109 clients. The service delivery team includes Behavioral Health, Correctional Health, and the Medical Center. RUHS Correctional Health and Behavioral Health provide basic and emergency medical, dental, and behavioral health care to AB109 inmates at the five county jails.

During the 4th quarter of FY 21/22, Correctional Health provided 46,625 visits to AB109 inmates in the county jails.

Reporting Period: 7/1/21 - 6/30/22

Prepared by: Jacob Ruiz, Deputy Behavioral Health Director

Approved by: Amy McCann, Medical Center Comptroller

Date: 8/17/22

Date: 8/17/22

**AB 109 Community Corrections Partnership Executive Committee  
 FY 2021/22 Financial Report - Operating Funds  
 7/1/21 - 6/30/22**

CCPEC Agency:  
 Dept Number (if applicable):  
 Reporting Period (1, 2, 3, or 4)

RUHS - Medical Center

4

**EXPENDITURES**

Level	Description	FY 21/22 Budget	100% Of Budget	7/1/21 - 6/30/22 Actuals	Estimates	FY 21/22 Year-end Estimates	Year-end Variance	Full-Year (On-Going) Estimates
1	Salaries & Benefits	\$2,498,085	\$2,498,095.00	\$2,935,391	\$0	\$2,935,391	(\$439,296)	\$2,935,391
2	Supplies & Services	4,250,108	4,250,108	4,998,097	\$0	4,998,097	(\$747,989)	\$4,998,097
3	Other Charges	0	0	0	\$0	0	\$0	\$0
4	Fixed Assets	0	0	0	\$0	0	\$0	\$0
7	Interfund Transfers	0	0	0	\$0	0	\$0	\$0
<b>Total Expenditures</b>		<b>\$6,746,203</b>	<b>\$6,746,203</b>	<b>\$7,933,488</b>	<b>\$0</b>	<b>\$7,933,488</b>	<b>(\$1,187,285)</b>	<b>\$7,933,488</b>

**DEPARTMENTAL REVENUE**

Code	Description	FY 21/22 Budget	100% Of Budget	7/1/21 - 6/30/22 Actuals	Estimates	FY 21/22 Year-end Estimates	Year-end Variance	Full-Year (On-Going) Estimates
AB 109		\$5,386,225	\$5,386,225	\$6,218,379	\$0	\$6,218,379	\$832,154	\$6,218,379
FFP		1,359,978	1,359,978	1,637,087	\$0	\$1,637,087	\$277,109	1,637,087
		0	0	0	0	0	0	0
<b>Total Dept. Revenue</b>		<b>\$6,746,203</b>	<b>\$6,746,203</b>	<b>\$7,855,466</b>	<b>\$0</b>	<b>\$7,855,466</b>	<b>\$1,109,263</b>	<b>\$7,855,466</b>

**NET COST**

<b>\$0</b>	<b>\$0</b>	<b>\$78,022</b>	<b>\$0</b>	<b>\$78,022</b>	<b>(\$78,022)</b>	<b>\$78,022</b>
------------	------------	-----------------	------------	-----------------	-------------------	-----------------

CCPEC Agency:

RUHS - Medical Center

Dept Number (If applicable):

**NARRATIVE**

Reporting Period (1, 2, 3, or 4)

4

**1. Description of current budget status, including any known or potential problem areas within the budget and options and/or recommendations for addressing these issues.**

The Health and Human Services (HHS) expenditure report includes costs for the Riverside University Health System including Behavioral Health, the Medical Center, and Correctional Health. 4th Quarter Actual expenditures for FY 21/22 are are \$47.8M. Additionally, 9.5M of revenue was generated bringing the net AB109 Cost to \$38.3M or \$78K over the approved AB109 budget. The Medical Center actual expenditures are \$7.9M. Additionally, \$1.6M of revenue was generated bringing the net AB109 Cost to \$6.3M or \$910K over the approved AB109 budget.

**2. Provide a summary of AB 109 activities performed during the reporting period (if desired, copies of the monthly CCPEC reports may be attached).**

Riverside University Health System (RUHS) provides a full array of healthcare services to AB109 clients. The service delivery team includes Behavioral Health, Correctional Health, and the Medical Center. RUHS Medical Center and Care Clinics provide a full variety of inpatient and outpatient care to AB109 clients including radiology, CT scans, laboratory, respiratory therapy, physical therapy, EKG, and emergency room services.

During the 4th quarter of FY 21/22, The Medical Center provided 1,725 inpatient days and 2,830 outpatient visits to the AB109 population.

Reporting Period: 7/1/21 - 6/30/22

Prepared by: Jacob Ruiz, Deputy Behavioral Health Director

Approved by: Amy McCann, Medical Center Comptroller

Date: 8/17/22

Date: 8/17/22

**AB 109 Community Corrections Partnership Executive Committee  
 FY 2021/22 Financial Report - Operating Funds  
 7/01/21 - 06/31/22**

CCPEC Agency:  
 Dept Number (if applicable):  
 Reporting Period (1, 2, 3, or 4)

PACT  
 26002 - PC 14A  
 4

**EXPENDITURES**

Level	Description	FY 21/22 Budget	100% Of Budget	7/01/21 - 06/31/22 Actuals	04/01/22-6/30/22 Estimates	FY 21/22 Year-end Estimates	Year-end Variance	Full-Year (On-Going) Estimates
1	Salaries & Benefits	\$3,429,500	\$3,429,500	\$2,532,199	\$0	\$2,532,199	\$897,301	\$3,429,500
2	Supplies & Services	0	0	0	0	0	0	0
3	Other Charges	0	0	0	0	0	0	0
4	Fixed Assets	0	0	0	0	0	0	0
7	Interfund Transfers	0	0	0	0	0	0	0
<b>Total Expenditures</b>		<b>\$3,429,500</b>	<b>\$3,429,500</b>	<b>\$2,532,199</b>	<b>\$0</b>	<b>\$2,532,199</b>	<b>\$897,301</b>	<b>\$3,429,500</b>

**DEPARTMENTAL REVENUE**

Code	Description	FY 21/22 Budget	100% Of Budget	7/01/21 - 06/31/22 Actuals	04/01/22-6/30/22 Estimates	FY 21/22 Year-end Estimates	Year-end Variance	Full-Year (On-Going) Estimates
755900	CA-AB118 Local Revenue	\$3,429,500	\$3,429,500	\$2,532,199	\$0	\$2,532,199	\$897,301	\$3,429,500
		0	0	0	0	0	0	0
		0	0	0	0	0	0	0
<b>Total Dept. Revenue</b>		<b>\$3,429,500</b>	<b>\$3,429,500</b>	<b>\$2,532,199</b>	<b>\$0</b>	<b>\$2,532,199</b>	<b>\$897,301</b>	<b>\$3,429,500</b>

**NET COST**

\$0	\$0	\$0	\$0	\$0	\$0	\$0
-----	-----	-----	-----	-----	-----	-----

**AB 109 Community Corrections Partnership Executive Committee  
 FY 2021/22 Financial Report - Operating Funds  
 7/01/21 - 06/31/22**

CCPEC Agency:  
 Dept Number (if applicable):  
 Reporting Period (1, 2, 3, or 4)

PACT  
 26002 - PC 14A  
 4

**NARRATIVE**

**1. Description of current budget status, including any known or potential problem areas within the budget and options and/or recommendations for addressing these issues.**

The Public Safety Realignment Act of 2011 (Realignment) implementation resulted in specified convicted felons and parolees who were previously monitored by State Parole to be supervised by the Riverside County Probation Department (hereinafter Probation). On August 30, 2011, the Community Corrections Partnership Executive Committee (CCPEC) of Riverside County (County) voted unanimously for the need of a county-wide law enforcement component.

On October 5, 2021 the CCPEC approved the Amendment to the Post-Release Accountability and Compliance Team(PACT) Memorandum of Understanding (MOU). On May 16, 2022 the MOU was amended to shift funding from City of Palm Springs to City of Cathedral City.

FY21/22 Roll-over balances are as follows:

City of Banning	216,500
City of Beaumont	50,438
City of Cathedral City	186,275
City of Coachella	19,002
City of Corona	71,697
City of Desert Hot Springs	200,225
City of Indio	19,289
City of Lake Elsinore	50,791
City of Menifee	62,095
City of Palm Springs	20,988
Total Roll-over	897,301

**2. Provide a summary of AB 109 activities performed during the reporting period (if desired, copies of the monthly CCPEC reports may be attached).**

The collaboration and coordination of local law enforcement agencies is essential in ensuring the successful operation of the AB109 program. Multi-agency Post-release Accountability and Corrections Teams (PACT) were established to augment efforts to supervise high-risk offenders and apprehend absconders. The primary mission of PACT is to allow local law enforcement agencies to work with the Probation Department to focus on "high risk" and "at large" PRCS offenders that pose the most risk to public safety. There are currently three (3) PACTs operating in the West, Central, and East regions of the county dedicated to identifying, investigating, locating and apprehending "noncompliant" PRCS offenders.

Reporting Period: 7/01/21 - 06/31/22

Prepared by: Jessica Holstien, Administrative Services Manager III

Date: 8/16/22

Approved by: Cherilyn Williams, Chief Deputy of Administration

Date: 8/16/22



**AB 109 Community Corrections Partnership Executive Committee  
 FY 2021/22 Financial Report - Operating Funds  
 7/1/21-06/30/22**

CCPEC Agency:  
 Dept Number (if applicable):  
 Reporting Period (1, 2, 3, or 4)

District Attorney  
 2200100000  
 4

STATE FUNDING

Due 8/16/22

**EXPENDITURES**

Level	Description	FY 21/22 Budget	100% Of Budget	7/1/21-6/30/22 Actuals (YTD)	4/1/22-6/30/22 Estimates	FY 21/22 Year-end Estimates	Year-end Variance	Full-Year (On-Going) Estimates
1	Salaries & Benefits	\$1,778,918	\$1,778,918	\$1,778,918	\$0	\$1,778,918	\$0	\$0
2	Supplies & Services	1,953	1,953	1,953	\$0	1,953	0	0
3	Other Charges	0	0	0	\$0	0	0	0
4	Fixed Assets	0	0	0	\$0	0	0	0
7	Interfund Transfers	0	0	0	\$0	0	0	0
<b>Total Expenditures</b>		<b>\$1,780,871</b>	<b>\$1,780,871</b>	<b>\$1,780,871</b>	<b>\$0</b>	<b>\$1,780,871</b>	<b>\$0</b>	<b>\$0</b>

**DEPARTMENTAL REVENUE**

Code	Description	FY 21/22 Budget	100% Of Budget	7/1/21-6/30/22 Actuals	4/1/22-6/30/22 Estimates	FY 21/22 Year-end Estimates	Year-end Variance	Full-Year (On-Going) Estimates
		\$0	\$0	\$0	\$0	\$0	\$0	\$0
		0	0	0	0	0	0	0
		0	0	0	0	0	0	0
<b>Total Dept. Revenue</b>		<b>\$0</b>	<b>\$0</b>	<b>\$0</b>	<b>\$0</b>	<b>\$0</b>	<b>\$0</b>	<b>\$0</b>

**NET COST**

<b>\$1,780,871</b>	<b>\$1,780,871</b>	<b>\$1,780,871</b>	<b>\$0</b>	<b>\$1,780,871</b>	<b>\$0</b>	<b>\$0</b>
--------------------	--------------------	--------------------	------------	--------------------	------------	------------

FY21/22 State Base \$1,780,871  
 FY21/22 CCPEC Funds \$0  
**\$1,780,871**

AB 109 Community Corrections Partnership Executive Committee  
FY 2021/22 Financial Report - Operating Funds  
7/1/21-06/30/22

CCPEC Agency:  
Dept Number (If applicable):  
Reporting Period (1, 2, 3, or 4)

District Attorney  
2200100000  
4

NARRATIVE

**1 Description of current budget status, including any known or potential problem areas within the budget and options and/or recommendations for addressing these issues**

Positions include: .10 Supervising Investigator, 3 Senior DA investigators, .10 MDDA, .50 Dep District Attorney, 4 Victim Services Specialists, 1 Sr Investigative Tech, and 1.40 Legal Support Assistants. No problem areas within the budget at this time.

**2. Provide a summary of AB 109 activities performed during the reporting period (if desired, copies of the monthly CCPEC reports may be attached)**

The Senior DA Investigators support the efforts of local police agencies via the Post-Release Accountability Compliance Teams (PACT); the Deputy District Attorney positions are assigned to represent the People of the State of California in prosecuting violations of PRCS and parole; the Victim Services Advocates assist the prosecutors handling the violation hearings with coordination and transportation of witnesses, notification of defendant release and the status of all court dates; the Legal Support Assistants and Investigative Tech are assigned to support the PRCS and parole violation files, notifications from court of PRCS and parole violations and input of case information into the DA's case management system.

Reporting Period: 7/1/21-06/30/22

Prepared by: Sarah Bellezza, Accounting Technician II

Date: 8/1/22

Approved by: 

Ginika Ezinwa, Deputy Dir Admin

Date: 8/1/22

**FY 2021/22 Financial Report - PRCS Funds**  
**7/01/21 - 06/30/22**

CCPEC Agency:  
 Dept Number (if applicable):  
 Reporting Period (1, 2, 3, or 4)

Public Defender  
 2400100000

4

**EXPENDITURES**

Level	Description	FY 21/22 Budget	100% Of Budget	7/01/21 - 06/30/22 Actuals	06/30/22-6/30/22 Estimates	FY 21/22 Year-end Estimates	Year-end Variance	Full-Year (On-Going) Estimates
1	Salaries & Benefits	\$1,780,871	\$1,780,871	\$1,758,046	\$22,825	\$1,780,871	\$0	\$1,780,871
2	Supplies & Services	0	0	0	0	0	0	0
3	Other Charges	0	0	0	0	0	0	0
4	Fixed Assets	0	0	0	0	0	0	0
7	Interfund Transfers	0	0	0	0	0	0	0
<b>Total Expenditures</b>		<b>\$1,780,871</b>	<b>\$1,780,871</b>	<b>\$1,758,046</b>	<b>\$22,825</b>	<b>\$1,780,871</b>	<b>\$0</b>	<b>\$1,780,871</b>

**DEPARTMENTAL REVENUE**

Code	Description	FY 21/22 Budget	100% Of Budget	7/01/21 - 06/30/22 Actuals	06/30/22-6/30/22 Estimates	FY 21/22 Year-end Estimates	Year-end Variance	Full-Year (On-Going) Estimates
755900	CA-AB118 Local Revenue	\$1,780,871	\$1,780,871	\$1,758,046	\$22,825	\$1,780,871	\$0	\$1,780,871
		0	0	0	0	0	0	0
		0	0	0	0	0	0	0
<b>Total Dept. Revenue</b>		<b>\$1,780,871</b>	<b>\$1,780,871</b>	<b>\$1,758,046</b>	<b>\$22,825</b>	<b>\$1,780,871</b>	<b>\$0</b>	<b>\$1,780,871</b>

**NET COST**

		\$0	\$0	\$0	\$0	\$0	\$0	\$0
--	--	-----	-----	-----	-----	-----	-----	-----

CCPEC Agency:  
Dept Number (if applicable):  
Reporting Period (1, 2, 3, or 4)

Public Defender  
2400100000  
4

**NARRATIVE**

**1. Description of current budget status, including any known or potential problem areas within the budget and options and/or recommendations for addressing these issues.**  
*All positions are currently filled, and this budget is expected to be on target this fiscal year.*

**2. Provide a summary of AB 109 activities performed during the reporting period (if desired, copies of the monthly CCPEC reports may be attached)**

Reporting Period: 7/01/21 - 06/30/22

Prepared by: Amanda De Gasperin

Date: 6/8/22

Approved by: Steven Harmon

Date: 6/8/22



CCPEC Agency:  
Dept Number (if applicable):  
Reporting Period (1, 2, 3, or 4)

Probation  
2600700000 PC 12A  
4

**NARRATIVE**

**1. Description of current budget status, including any known or potential problem areas within the budget and options and/or recommendations for addressing these issues.**

Expenses and revenue are for University of California Riverside "UCR" Evaluation services of the Day Reporting Centers. While this two year contract was scheduled to end (BOS 12/11/18 3.28) early this year, due to the covid-19 situation, the contract was extended through December 31, 2021 (no additional funds requested), to fully complete services. Final billing was processed and the contract ended.

**2. Provide a summary of AB 109 activities performed during the reporting period (if desired, copies of the monthly CCPEC reports may be attached).**

Reporting Period: 7/01/21 - 06/31/22

Prepared by: Jessica Holstien, Administrative Services Manager II

Date: 8/16/22

Approved by: Cherilyn Williams, Chief Deputy of Administration

Date: 8/16/22

**Submittal to the Community Corrections Partnership  
Executive Committee  
October 4, 2021**

**Agenda Item #5**

**From:** CCPEC Staff

**Subject:** FY 2022/23 Budget Proposals – Funding Scenario

**Background:** On Tuesday, June 7, 2022, the CCPEC agencies presented their FY 2022/23 budget requests. In summary, the total budget requests for AB109 Operating Funds amounted to approximately \$125.79M.

Riverside County anticipated available FY 2022/23 AB 109 Operating Funds is approximately \$141.9M. The available funds include Riverside County's share of the FY 2022/23 statewide allocation (\$111.8M) and growth funding (\$14.6M), FY 2021/22 agency carryover balances, and contingency balances from additional state funding due to an unexpected increase in the FY 2021/22 base allocation (\$15.5M).

There is no anticipated shortfall in revenues for FY 2022/23.

**Budget Scenario:**

Scenario 1 – Fund each agency at 100% of their budget request and deposit remaining balance into the contingency fund upon receipt.

Deposit any remaining funds from the FY 2021/22 state growth allocation into the contingency fund upon receipt.

**Recommended Motion:**

The Probation Department, as the fiscal administrator of the AB 109 Funds, has prepared the attached schedules summarizing the proposed scenarios.

Recommended Motion: That the Community Corrections Partnership Executive Committee:

1. Approve Scenario 1 as the funding model for FY 2022/23 or request an alternative funding scenario be calculated and returned to the CCPEC for review and approval.

Respectfully submitted.

**Community Corrections Partnership Executive Committee (CCPEC)**  
**AB109 Estimated Available Funding**  
**Fiscal Year 2022/23**

Agenda Item 5a

**FY2022/23 Estimated Funding (in millions)**

**FY 2022/23 Governor's Budget Statewide Allocation:**

	<b>Amount</b>
Riverside Co Share esitimated allocation - May (1,900.5M)	\$ 111,782,109

**FY 2021/22 Governor's Budget Statewide Growth:**

Riverside Co Share - May Revise (307.5M) less 10% LIF	\$ 14,618,574
-------------------------------------------------------	---------------

FY 2021/22 Forward Balances/Contingency (As of 4Q Financial Reports)	\$ 15,517,196
----------------------------------------------------------------------	---------------

<b>Total FY 2022/23 Estimated Available Funding</b>	<b>\$ 141,917,879</b>
-----------------------------------------------------	-----------------------

FY22/23 Total Agency Requested Budget	<b>\$ 125,791,896</b>
---------------------------------------	-----------------------

Probation Department (\$906K or 4% Increase)	<b>\$ 22,899,803</b>
----------------------------------------------	----------------------

Sheriff Department (\$8.3M or 20% Increase)	<b>\$ 49,482,083</b>
---------------------------------------------	----------------------

District Attorney (No request)	<b>\$ -</b>
--------------------------------	-------------

Public Defender (No request)	<b>\$ -</b>
------------------------------	-------------

Health & Human Services (\$10.6M or 28% Increase)	<b>\$ 48,814,010</b>
---------------------------------------------------	----------------------

Police (\$1.2M or 34% Increase)	<b>\$ 4,596,000</b>
---------------------------------	---------------------

<b>AB109 Estimated State (Shortfall)/Contingency</b>	<b>\$ 16,125,983</b>
------------------------------------------------------	----------------------



**AB 109 Community Corrections Partnership Executive Committee (CCPEC)  
Requested Budget Proposal-100% of their budget request  
Fiscal Year 2022/23**

CCPEC Agency	State alloc % Based on Budget Requested	FY 2022/23	(a) FY 2021/22 Estimated Carryover as of Q4 Financial Reports	(b) FY 2022/23 May Revise State Allocation (Less Carryover)	(c) FY 2021/22 Estimated Growth Allocation	(a+b+c) FY 2022/23	FY 2022/23
		Budget Requests as of 6.7.22				Estimated Available Funding	Unfunded Request
Probation Department	18.2%	\$ 22,899,803	\$ 3,091,479	\$ 17,257,911	\$ 2,550,413	\$ 22,899,803	\$ -
Sheriff's Department	39.3%	\$ 49,482,083	\$ -	\$ 43,971,129	\$ 5,510,954	\$ 49,482,083	\$ -
District Attorney	0.0%	\$ -	\$ -	\$ -	\$ -	\$ -	\$ -
Public Defender	0.0%	\$ -	\$ -	\$ -	\$ -	\$ -	\$ -
Health & Human Services	38.8%	\$ 48,814,010	\$ -	\$ 43,377,461	\$ 5,436,549	\$ 48,814,010	\$ -
Police	3.7%	\$ 4,596,000	\$ 897,301	\$ 3,186,830	\$ 511,869	\$ 4,596,000	\$ -
<b>AB109 Estimated Contingency</b>			\$ 11,528,416	\$ 3,988,778	\$ 608,789	\$ 16,125,983	
<b>Total</b>	<b>100%</b>	<b>\$ 125,791,896</b>	<b>\$ 15,517,196</b>	<b>\$ 111,782,109</b>	<b>\$ 14,618,574</b>	<b>\$ 141,917,879</b>	<b>\$ -</b>



# County of Riverside Public Safety Annual Realignment Plan October 04, 2022



**Executive Committee of the Community Corrections  
Partnership**

- Ron Miller II, Chief Probation Officer, Chairperson**
- Steven L. Harmon, Public Defender, Vice Chairperson**
- Michael Hestrin, District Attorney**
- Chad Bianco, Sheriff**
- Zareh Sarrafian, Asst. CEO, Riverside University Health System**
- Tony Conrad, Chief of Police, City of Murrieta**
- W. Samuel Hamrick Jr., Court Executive Officer**



## TABLE OF CONTENTS

<u>Section</u>	<u>Title</u>	<u>Page</u>
1	INTRODUCTION	4
2	FISCAL INFORMATION	5
3	PROBATION <ul style="list-style-type: none"><li>• Impact Statement</li><li>• Realignment Services Rendered</li><li>• Statistics</li><li>• Accomplishments – FY 21/22</li><li>• Goals – FY 22/23</li></ul>	7
4	SHERIFF <ul style="list-style-type: none"><li>• Impact Statement</li><li>• Realignment Services Rendered</li><li>• Accomplishments – FY 21/22</li><li>• Goals – FY 22/23</li></ul>	15
5	Riverside University Health Systems – Behavioral Health (RUHS-BH) <ul style="list-style-type: none"><li>• Impact Statement</li><li>• Realignment Services Rendered</li><li>• Statistics</li><li>• Accomplishments – FY 21/22</li><li>• Goals – FY 22/23</li></ul>	21
6	Riverside University Health Systems – Correctional Healthcare Services (RUHS-CHS) <ul style="list-style-type: none"><li>• Impact Statement</li><li>• Realignment Services Rendered</li><li>• Statistics</li><li>• Accomplishments – FY 21/22</li><li>• Goals – FY 22/23</li></ul>	27
7	DISTRICT ATTORNEY AND PUBLIC DEFENDER <ul style="list-style-type: none"><li>• Impact Statement</li><li>• Realignment Services Rendered</li><li>• Statistics</li><li>• Accomplishments – FY 21/22</li><li>• Goals – FY 22/23</li></ul>	28

8	LAW ENFORCEMENT COORDINATION – CHIEF OF POLICE	31
	• P.A.C.T.	
9	LEGISLATIVE ADVOCACY	32
10	REALIGNMENT OPERATIONAL REVIEW	36
11	SUMMARY	37

<b>ATTACHMENTS:</b>		<b><u>Page</u></b>
<b><u>Attachment A:</u></b>	<b>Community Corrections Partnership Public Safety Realignment Budget FY 22/23</b>	<b>39</b>
<b><u>Attachment B:</u></b>	<b>Post-release Community Supervision Data</b>	<b>40</b>
<b><u>Attachment C:</u></b>	<b>Mandatory Supervision Data</b>	<b>41</b>
<b><u>Attachment D:</u></b>	<b>PRCS Universal Crime Reporting Chart</b>	<b>42</b>
<b><u>Attachment E:</u></b>	<b>Realignment Recidivism</b>	<b>43</b>
<b><u>Attachment F:</u></b>	<b>Post-release Accountability and Compliance Team (PACT) Activity Report FY 21/22</b>	<b>44</b>

## **Section 1**

### **INTRODUCTION**

In an effort to address overcrowding in California’s prisons and to assist in alleviating the State’s financial crisis, the Public Safety Realignment Act, Assembly Bill 109 (AB 109), was signed into law on April 4, 2011. AB 109 transferred responsibility for incarcerating, supervising, and treating specified lower-level inmates and parolees from the California Department of Corrections and Rehabilitation (CDCR) to the counties. Implementation of the Public Safety Realignment Act took effect on October 1, 2011. A major tenet of the Public Safety Realignment Act required that the State and counties use a data-driven approach to ensure public safety and to reduce recidivism. By reinvesting criminal justice spending in community corrections, evidence-based re-entry programs and maximizing the use of alternative custody options, Riverside County can ensure the requirements of the Public Safety Realignment Act are fully executed. The purpose of the ‘County of Riverside Public Safety Annual Realignment Plan’ is to present updates on the progress of the programs and services provided, accomplishments achieved, and future goals which will address the diverse needs of the realigned population. Consistent with prior years, the FY 22/23 Plan promotes evidence-based programming and upstream investments by using proven strategies to help offenders successfully complete supervision and reduce future involvement in the justice system.

#### **COMMUNITY CORRECTIONS PARTNERSHIP EXECUTIVE COMMITTEE (CCPEC):**

In response to Realignment legislation, the Riverside County Community Corrections Partnership (CCP), a partnership between each county to implement the Realignment provisions, established an executive committee, known as the Community Corrections Partnership Executive Committee (CCPEC). The CCPEC collaboratively oversees the Realignment process and advises the Board of Supervisors in determining funding and programming for the various components of the Annual Realignment Plan (ARP). The agencies committed to the intended vision of Realignment and who report out to the executive committee include the Probation Department, Sheriff’s Department, Riverside University Health System, Murrieta Chief of Police, Court Executive Officer, District Attorney, and Public Defender. The CCPEC continues to meet and identify needed additions and/or modifications to the plan as determined by respective departments. Over the years, the Riverside County CCP and associated working groups have met continuously to address the major issues involved with the implementation of AB 109 and public safety realignment.

**CCPEC SUB-WORK GROUPS:** To address the funding methodology, policies, and programming necessary to implement the Realignment strategy plan, the following sub-work groups, comprised of representatives from the above agencies, continue to meet or confer as needed:

- **Court:** Facilitated by the Riverside County Superior Court and the Probation Department, this workgroup confers as needed to update forms or address court-related issues.

- Day Reporting Center (DRC): Facilitated by the Probation Department, the workgroup is comprised of partners from Riverside University Health Systems – Behavioral and Public Health (RUSH-BH), Riverside County Office of Education (RCOE), Department of Public Social Services (DPSS), Riverside County Superior Court Services, and contracted vendors for employment services. This workgroup was formed to develop regionally located DRCs in Riverside County. The workgroup confers on an as-needed basis to address concerns or to discuss operational changes.
- Fiscal: Facilitated by the Probation Department and comprised of fiscal counterparts of the CCPEC, this workgroup confers as needed to review and discuss fiscal accounting procedures and reports related to AB 109 Public Safety Realignment funding.
- Health and Human Services: Facilitated by RUHS-BH, this group is comprised of members from the Probation Department, Sheriff's Department, Public Defender, and community board members. It meets on a quarterly basis to ensure the medical and mental health needs of the Post-release Community Supervision (PRCS) and Mandatory Supervision (MS) populations are being met, including issues related to housing, if needed.
- Post-release Accountability and Compliance Team (PACT): Facilitated by the Murrieta Police Department, the team is comprised of local law enforcement, whose focus has been the three regional PACTs that assist with apprehending at-large PRCS offenders on warrant status and assisting probation officers with MS and PRCS compliance checks.

Overall, the efforts of all committees and sub-committees are to fulfill the mission and vision of the County of Riverside Public Safety Annual Realignment Plan.

## Section 2

### FISCAL INFORMATION – Fiscal Year (FY) 22/23

#### STATEWIDE ALLOCATION:

The statewide allocation for FY 22/23 was increased from \$1.592 billion to \$1.900 billion, a \$307.545 million (19%) increase from the prior year. Riverside County is expected to receive 5.8% or \$111.782 million of the FY 22/23 statewide programmatic allocation.

The realignment growth allocation is distributed separately from the base allocation and is based entirely on performance factors and to function as an incentive system. The incentives must be clear enough that counties know which outcomes are rewarded. The formula is broken down into three categories in which there are sub-categories. In each of these categories, the formula rewards both ongoing success and year-over-year success. The three are:

#### 1. 2nd Striker Reduction= \$36,575 per reduction

The first step in calculating growth allocations is to determine which counties sent fewer felons to prison with second-strike designations than in the previous year. Counties get a direct allocation

of \$36,575 for each one fewer second striker than the previous year. This allocation is taken off the top, so it is not part of the portions allocated based on incarceration or probation. There is a cap of 10% of the overall growth funding for 2nd striker reduction allocations.

## **2. Probation= 80%**

**Felony Probation Success – 60%:** Sixty percent of growth funds are allocated by taking a county's annual felony probation population and subtracting the number of those revoked to prison or jail. The number of each county's non-revoked probationers is then calculated as a share of the number statewide, and the county receives that share of these funds.

**Felony Probation Improvement – 20%:** Twenty percent of growth funds are allocated to counties that improve their felony probation failure rate from one year to the next. A county's failure rate is determined by dividing its annual felony probation population by the number of probationers revoked to prison or jail. If that rate decreases from one year to the next, then the difference is multiplied by the county's total felony probation population. This gives the number that would have been revoked under the previous year's higher revocation rate. That number is then calculated as a share of the total number among all counties that qualify, and the county receives that share of these funds.

## **3. Incarceration= 20%:**

**Incarceration Reduction – 10%:** Ten percent of the growth funds are allocated to counties that send fewer felons to prison on new convictions from one year to the next. The difference is then calculated as a share of the total difference among all counties that qualify, and the county receives that share of these funds.

**Low Incarceration Rate – 10%:** Ten percent of the growth funds are allocated to counties that have a lower rate of incarceration per capita than the statewide rate. The rate is calculated by taking a county's number of felon admissions for new convictions and dividing it by the county's overall population. That rate is then compared to the statewide rate to determine how many more people would be imprisoned if the county's rate were not lower than the statewide rate. That number is then calculated as a share of the total number for all counties that qualify, and the county receives that share of these funds.

Riverside County is estimating to receive \$16.2 million in FY 21/22 growth funds to be distributed in FY 22/23. A transfer of 10% of the moneys received from the State Growth Accounts will automatically be deposited into the Local Innovation Subaccount. The Board of Supervisors has the authority to determine expenditure priorities for the Local Innovation Subaccount.

## **CCPEC BUDGET ALLOCATION:**

On October 4, 2022, the CCPEC approved the FY 22/23 proposed budget allocations for the member agencies (Attachment A). Overall, the CCPEC member agencies submitted budget requests totaling \$125.8M. Based on Riverside County's share of the FY 2022/23 statewide allocation and growth funding, and FY 2021/22 carryover balances, the total available FY2022/23 funds are estimated at \$141.9M. As a result of the available funding exceeding the total budget requests, there is an estimated remaining contingency fund balance of \$16.1M.

The CCPEC approved budget of \$125.8M funded all agencies at 100% of their requested budgets.<sup>1</sup> Any remaining funds from the state base and growth allocations will be deposited into the contingency fund upon receipt. The CCPEC requires the agencies to report quarterly on the financial activity and use of realignment funds.

**OTHER FUNDS:**

As in previous years, the District Attorney and Public Defender will receive a separate funding allocation to be shared equally. These amounts are separately managed by these agencies and do not fall under the CCPEC’s purview.

**Section 3**  
**PROBATION**

**IMPACT STATEMENT:**

Realignment reform challenged the Probation Department by significantly increasing the number of offenders under its jurisdiction with a broader range of backgrounds and needs. As in years past, the Department continues to make a significant effort to provide a variety of treatment programs, evidenced-based and best practices, as well as alternatives to incarceration, consistent with the intent of AB 109. The Department has an ongoing commitment to build and provide collaborative, problem solving strategies that address systemic changes leading to safer communities. The Department’s primary role is to provide public safety by assisting offenders in the successful reintegration to the community, as well as provide meaningful supervision through accountability, rehabilitative referrals, and engagement and support. The Department remains committed to working with key partners to deliver a myriad of public safety services and alternative sanctions for the realigned population.

**REALIGNMENT SERVICES RENDERED:**

**Day Reporting Centers:** The DRC program is a multi-agency collaboration designed to reduce recidivism by identifying and addressing the causes that lead to re-offending and building the foundation for self-sufficiency and the success of realignment offenders.

The DRC referral and assessment process ensures the available services are a proper fit for the offender, as well as assists in maximizing the rehabilitative objective of the program. Through the assistance of the DRC, participants are provided with the tools and resources needed for a successful transition back into the community.

Currently, there are three DRC ‘one-stop-shop’ sites: Riverside, Temecula, and Indio. Participants report to the DRC closest to their residence and receive a variety of programs and services offered by the following agencies: The Probation Department, Riverside University Health

---

<sup>1</sup> Refer to Attachment A



Systems – Behavioral Health (RUHS-BH), Department of Social Services (DPSS), and Riverside County Officer of Education (RCOE), Riverside County Superior Court Services, and contracted employment vendors.

Through the collaboration of these agencies, over 30 different classes and services are offered at each DRC, collectively equating to 131 different sessions offered per week. DRC Probation staff provide the following services:

- Assessment and identification of client needs and creation of weekly schedules.
- Transportation to obtain vital documents, such as identification cards, Social Security cards and birth certificates.
- Collaboration with local community colleges to arrange education workshops and campus tours, to assist clients in enrolling in higher education programs.
- Connection to on-site employment services, including job preparedness, interview skill building, various workshops, and case management services. Further, direct employment placement is provided by connecting clients to local employers.
- Engagement with clients on a regular basis to discuss program progress, and complete schedule modifications, or attendance contracts, as needed.
- Clothing, hygiene packs, emergency food kits, and lunches, as needed.
- Participation in monthly Multi-Disciplinary Team (MDT) meetings in collaboration with RUHS-BH, DPSS, employment vendors, and RCOE.
- Referrals to on-site partner agencies for services including individual counseling and substance abuse treatment (AB 109 clients only), education, social services, court assistive services (family law matters) (Riverside only), and housing (if they qualify through RUHS-BH).
- Client connection with community treatment providers when a higher-level of care is needed.
- Assistance by RUHS-BH with transportation for medical clearances and admittance to residential programs.
- Voluntary faith-based services (Riverside only)
- Serving as a liaison between the offender’s supervision probation officer and treatment providers in the program to ensure thorough communication is maintained.
- Facilitation of weekly Cognitive Behavioral Therapy (CBT) groups through the Courage to Change (C2C) Interactive Journaling System.

**STATISTICS:**

- **DRC:** In FY 21/22, the DRCs Serviced 1,072 clients:
  - There were 638 overall positive program completions. Of those, 127 clients were discharged as they achieved full-time employment.
  - 349 clients enrolled in education services, resulting in 32 graduating with their high school diploma or General Educational Development (GED).

- 55 clients completed a Career Technical Education program which included OSHA 10, OSHA 30, Logistics, Microsoft Office, Southwest Airlines certification, and Food Handlers cards.

Regarding employment services, the DRC contracted with Goodwill (providing services to Riverside and Temecula) and Desert Best Friend's Closet (providing services to Indio). Goodwill's employment services are an open-ended, six-week (minimum) employment program. Desert Best Friend's Closet offers a four-day workshop. Both offer case management and employment retention services, as well as direct employment placement.

- 33 clients completed Goodwill employment services with an additional 19 who did not complete due to obtaining employment. It should be noted, Goodwill did not have a representative for six months due to the COVID-19 pandemic.
- 26 clients completed Desert Best Friend's Closet employment services and an additional six who did not complete due to obtaining employment.
- 459 clients received services through DPSS, including enrollment in the CalFresh and Medi-Cal programs.
- As of June 30, 2021, there were 244 clients enrolled throughout the three DRC locations.

The DRC decreased in-person services to accommodate social distancing during the pandemic and, in turn, increased virtual services to ensure clients continued to receive support in their efforts toward positive change. Electronic communication increased to encourage clients to continue compliance and monitor accountability. Community Service Assistants (CSA) delivered schoolwork for clients unable to participate in online learning. Courage to Change classes and Job Development groups began to offer virtual meeting/sessions. Due to limited availability of DPSS, DRC staff assisted clients in applying for CalFresh and Medi-Cal services during their intake process. Collateral agencies also participated in the improvements by introducing Telehealth, which allows clients virtual access to Behavioral Health treatment services as well as several other new virtual classes. A partnership with Mount San Jacinto College (MSJC) was created to offer virtual sessions, with a student advisor, to answer questions and offer assistance regarding classes, programs offered, and financial aid. In collaboration with RESTOAR, the DRCs referred clients to attend monthly virtual workshops for “Court Relief for your Criminal Record” and the “Fair Chance Act.” Additionally, the format of the student recognition events changed to a weeklong event which recognized students who reported to class. Students unable to attend received home visits by the DRC staff and were acknowledged with recognition certificates for their continued efforts at the DRC.

- **Supervision:**

- **Post-Release Community Supervision (PRCS):**

- The total packets received since the inception of Realignment is 19,309.
- The Probation Department received 1,370 pre-release packets from CDCR; a 4% increase from FY 20/21.
- As of June 30, 2022, Probation was supervising 1,560 PRCS offenders; a 5.5% decrease from FY 20/21.
- For FY 21/22, supervision completion percentages include: 69% successful; 6% jurisdictional transfers; and 25% unsuccessful.<sup>2</sup>

- **Mandatory Supervision (MS):**

- The total number of MS cases ordered since the inception of Realignment is 15,894.
- For FY 21/22, the Court ordered 887 MS cases; a 46% increase from FY 20/21.
- As of June 30, 2022, Probation was supervising 769 MS offenders; a 15% increase from FY 20/21.
- For FY 21/22, supervision completion percentages include: 43% successful; 7% jurisdictional transfers; and 51% unsuccessful.<sup>3</sup>

- **Key Statistical Findings/Trends:**

Utilizing the Universal Crime Reporting Categories, the following is a breakdown of the percentages of PRCS offenders released to Riverside County based on their most recent commitment offense: 20% property; 9% drugs; 28% violence; 41% other (DUI, weapons, etc.); and 1% sex related.<sup>4</sup>

- **As of June 30, 2022, Probation records reflect the following:**

As to education level, 77.7% of the PRCS population did not complete twelve years of education, while 10.7% obtained their high school diploma, 7.4% obtained their GED, and 4.2% completed some college courses.

Approximately 33.7% of the PRCS population lacked a permanent residence. This is an ongoing priority for the CCPEC Health and Human Services Sub-Work Group and other county agencies dealing with the under-housed population.

- **As of June 30, 2022, Probation's Adult Synopsis Report reflects the following:**<sup>5</sup>

Sixty-four percent (64%) of PRCS offenders and 58% of MS offenders remained crime-free for three years following the commencement of community supervision.

---

<sup>2</sup> Refer to Attachment B

<sup>3</sup> Refer to Attachment C

<sup>4</sup> Refer to Attachment D

<sup>5</sup> Refer to Attachment E

## **ACCOMPLISHMENTS – FY 21/22:**

- **Motivational Interviewing (MI) Training:** During the last fiscal year, probation succeeded in ensuring all eligible staff met their yearly training requirements within 60 days despite several obstacles. Due to staff shortage in the department, the MI unit was reduced to two staff department wide. Despite staffing challenges, including COVID related absences, probation ensured all new staff were trained and that eligible staff continued to meet their yearly MI training requirements. The use of virtual platforms to facilitate the MI Refresher training course, coaching sessions with staff, and staff transcription coding continued. The ability of the department to effectively utilize platforms such as Microsoft Teams and Zoom were beneficial to staff. The department's creativity and utilization of technology, led to achieving an overall average training time, from initial observation to staff coaching, of 42.1 days.
- **Employment:** Last year's goal to contract with employment vendors to secure long-term employment for disadvantaged and underemployed participants was accomplished. As previously mentioned, contracts were secured with Goodwill Industries, Inc., and Desert Best Friend's Closet. From July 1, 2021, to June 30, 2022, 329 clients were referred for employment services through the DRCs.

Desert Best Friend's Closet continues to provide the 'The Bridge to Employment Program' wherein clients are further prepared for job searches through personalized coaching, resume writing, and interview skills in a small group setting. Interview workshops which include role-playing, mock interviews, and personalized feedback by an experienced job coach meant to increase confidence and decrease anxiety in job searching. Upon completion of the four-day workshop, clients will have a prepared one-page resume with job appropriate key words. Program goals include economic independence through employment, job interview and resume strategy, as well as preparedness for job searches. This program establishes direct connections with employers wherein clients are coached for the job available. As such, their likelihood to be offered job placement is increased. During this period, COVID restrictions were lifted during the early months of 2022. As a result, employers began holding in-person job fairs, in addition to virtual fairs, which assisted DRC employment vendors in furthering their efforts to assist our clients in securing employment.

Goodwill provides employment services wherein the client's current skills and experience are refined to translate to new employment or education opportunities over the course of six class sessions. The Career Service Specialist completes a skills assessment, provides one-on-one career counseling, and assists in resume building with each client. While working with the client, job fair opportunities are provided as appropriate. Furthermore, the Career Service Specialist is tasked to continuously network with local businesses for sustainable employment opportunities. For clients who express interest in furthering their education or training, Goodwill has opportunities to assist in funding. Clients may also receive referrals for expungement and bonding through the Employment Development Department.

- **Internal Collaboration and Increased CBO Involvement:** On April 21, 2022, the DRC, located in Riverside, hosted a virtual resource fair. During this year, the challenges brought on by the global pandemic continued and the resource fair was held virtually. Clients who did not have a computer or internet access, attended in person at the DRC. The Resource Fair was a two-hour event and provided DRC clients access to eleven providers present on behalf of their organizations. Providers discussed employment, education, legal services, and housing. Clients were able to engage with the resource providers in a virtual setting and had the ability to ask questions directly to the providers during breakout sessions. The virtual fair was advertised through Eventbrite where clients were able to sign up using their email addresses and there was a total of 48 clients in attendance. A feedback survey was provided at the conclusion of the resource fair. The results were positive, and the virtual fair was rated as excellent. The attendees stated that employment was the top-rated and the most helpful resource.
  
- **Riverside County Probation Management System:** This year the department continued to focus on the development of our three systems: Strategy, Daily Management and Continuous Improvement as well as gathering statistics for the AB 109 population. The department continues to analyze findings and recommendations with a goal to increase successful outcomes of our AB 109 clients.
  - **Case Plans:** The case plan pilot concluded in August of 2021, with the department-wide implementation of the new case plan process for all high and medium level caseloads. Case plans are tailored to each individual client by using a risk assessment tool and subsequently referring clients to collateral agencies to assist them in completing tasks specific to meet the needs identified from the assessment. The department's goal is for each client to have at least one case plan task referred for services and/or programs and one task completed each month. It is believed assisting clients to reach their goals will increase the likelihood to successfully complete probation, as well as to integrate happy and healthy clients back into the community.
  
  - **AB 109 client successes:** Probation has made a positive impact on the AB 109 clients over the past fiscal year. As highlighted previously in this section, at the time of being placed on AB 109, 78% of clients did not have a high school diploma or GED. During this past year, 11% of those clients obtained their high school diploma, 7% obtained their GED, and 4% completed college courses. The AB 109 population decreased by 6% and the crime categories of sex offenses, drug crimes, and property crimes decreased as well. Further, through efforts of the department and the community, the utilization of residential and transitional housing for AB 109 clients increased 19%. Approximately 56% of the AB 109 population (Mandatory Supervision and PRCS) completed probation successfully. The department continues to be proactive in creating pathways for success for this population.

- **Enhanced Care Management (ECM) previously known as Whole Person Care (WPC):** The ECM program was initiated in 2018 and is a collaboration between Probation and RUHS – Population Health. The ECM program assigned registered nurses in various probation offices throughout the county. The ECM nurse gave probation a direct link to have clients immediately screened in the offices and referred by RUHS-BH for various needs such as medical, dental, substance abuse, behavioral health needs and housing services. Although the impact of COVID-19 required innovative accommodations to deliver services remotely, services have continued steadily and remain a great resource for our clients.
- **Use of Courage to Change (C2C) Interactive Journaling System:**
  - During the fiscal year 21/22:
    - 334 clients, out of 375 enrolled, completed the introductory journal, Getting Started, which is an 89% success rate.
    - All three DRCs facilitated a total of 672 topic journal C2C class groups.
    - Of the 263 clients enrolled in a topic journal, 29% successfully completed.
- **DRC hosts Alumni Event to showcase achievements and success:** On July 20, 2021, the Alumni Event was attended by current DRC clients in Riverside. It showcased former DRC clients who are now Peer Support Specialists to share their stories of success.
  - On April 21, 2022, the DRC in Riverside hosted a virtual resource fair. The resource fair introduced clients to community resources which included employment, education, legal services, and housing. Eleven community programs presented during the virtual fair.
  - The DRC in Riverside added additional Behavioral Health programming to meet client needs, which included Recovery through Art, Whole Health Action Management (WHAM), Socialization, Planning for Success, Conflict Resolution, and Teen Parenting. These classes taught clients to use different artistic mediums to express their emotions; the importance of nutrition, exercise, and self-care; building healthy relationships; self-determination and self-direction for recovery, and parenting teens.
  - To increase client engagement, the following pro-social activities were planned for clients attending the DRC such as an ice cream social and a painting workshop. The DRC in Temecula assisted three clients in obtaining their Forklift Driver and Occupational Safety and Health Administration (OSHA) certifications.
  - On May 17, 2022, 30 DRC participants obtained their high school diplomas through RCOE.
- **DRC adapts services to better assist clients during COVID-19:** During FY 21/22, clients continued to use DPSS Lenovo devices to obtain Cal Fresh and Medi-Cal Services. Further, at the DRC in Indio, Behavioral Health incorporated a kiosk device to help connect clients to resources.

- **Pilots and Projects:**

- **Homelessness:** From July 1, 2021, to June 30, 2022, the department's Mid-County Outreach and Rehabilitation Program for Homeless (MORPH) participated in 29 collaborative operations with the Behavioral Health Justice Outreach Team (BHJOT). MORPH also participated in seven outreach operations with HHOPE housing, Homeless and At-Risk Population (HARP), City Net, and Starting Over. MORPH along with the Riverside Sheriff's Department participated in four quality of life operations as well as two resource fairs. MORPH contacted approximately 200 homeless probationers about 1,575 times and offered numerous housing referrals, however, most declined services. Approximately 75 probationers transitioned into AB 109 housing. Approximately 40 food packets were secured from AB 109 vouchers and the remaining packets came from community and faith-based organizations. MORPH's continued success and work within the community to aid the homeless earned a Certificate of Appreciation from Continuum of Care and a Hero Award from Riverside County Probation for rendering medical aid to a citizen in need. In November the Moreno Valley office organized three MORPH outreach events in the City of Moreno Valley that resulted in approximately seven identified probationers. The behavioral health team completed approximately 13 intake interviews offering Substance abuse and Mental Health services, approximately 15-20 people declined services while approximately four accepted services.

From September 2021 to October 2021, probation participated in the County of Riverside's Continuum of Care Review and Rank Committee Independent Review Panel. This committee reviewed, evaluated, scored, ranked and provided recommendations for proposals from new permanent supportive housing community-based organizations to provide street outreach, rapid rehousing, emergency housing solutions, rental aid, and operating subsidies.

- **Client Services:** Approximately 14% of the contacts were for transportation to housing/services. The department collaborates with the Indio Police Department's Quality of Life Officer to offer services and provide referrals when needed. In June, the department participated in Operation Clean Streets with Palms Springs Police Department and community partners. The operation collaborators provided immediate on-site services to all they encountered who were open to the services offered. This collaborative effort connected 34% of those contacted with housing, substance use services, or employment referrals. The small gains achieved by this local effort are laying the foundations for reframing homelessness in the Coachella valley.

The department continued to offer transportation to clients on an individual basis to housing and various services. Also, approximately 120 bus passes were distributed to clients. The department transported clients, deemed unable to navigate public transportation by the California Department of Corrections and Rehabilitation (CDCR), to their residence or to HHOPE housing if they were homeless.



## **GOALS – FY 22/23:**

- **Day Reporting Center (DRC):** The DRCs will increase virtual and hybrid classes for students with the update of computer hardware and software to include a user-friendly platform for all DRCs. They will continue to explore and promote client engagement with pro-social activities and workshops to address client interests and needs. They will utilize the monthly multi-disciplinary team meetings to discuss action plans with collaborative agencies to maximize the resources/programming provided to our participants within the scope of our collaborative agreements.

In addition to the above, the probation department has posted a Request for Proposal seeking Community-Based Organization (CBO) interest in operating the Day Reporting Centers throughout the county. Should this effort proceed, and a contract or multiple contracts secured, it is anticipated these programs will be managed by one or more private vendors who will provide equivalent services as the current program. The probation department will maintain oversight of the funding and remain involved in the collaboration of treatment services of the probation population, providing support to the CBO operators.

- **Client Resource Fair:** Field services will collaborate with DRC Partners to provide an in-person Resource Fair. In addition, data on positive outcomes and progress clients have made after attending the resource fair will be collected.
- **Case Planning:** The primary focus for adult services during the next fiscal year will be to maximize the use of case planning in case management to ensure criminogenic needs are identified, appropriately matched with community services, and case plan tasks are optimally achieved to help increase successful completion of probation.

## **Section 4** **SHERIFF**

### **IMPACT STATEMENT:**

The Riverside County jails saw a substantial increase in the inmate population as a direct result of AB 109 Realignment. Impacts of AB 109 Realignment for the Sheriff's Department continue to include increased jail overcrowding, funding challenges, and a need for inmate program expansion. Although the voter passage of Proposition 47 reduced select crimes from felonies to misdemeanors, Riverside County jails continue to operate at maximum bed capacity. Early releases have continued due to a lack of adequate jail bed capacity.

With the increase in jail population, the Corrections Division has experienced an increase in the number of inmates with serious mental health concerns. Currently, 558 beds are dedicated specifically for those inmates who are considered seriously mentally ill. This is a 398% increase since the implementation of AB 109. These beds represent 15.1% of the Sheriff Department's total jail bed space in FY 21/22.



The Sheriff's Department continues to work closely with Forensic Behavioral Health Services as part of a Core Team to address the specific needs of this inmate population. The goal for the Core Team is to treat the seriously mentally ill inmates in a collaborative approach which will allow for continual treatment to stabilize these inmates, offer programs, and gradually transition them into the general population within the jail. Further, before releasing these individuals, the Sheriff's Department works with Forensic Behavioral Health Services to assist inmates in their transition back into society by providing ongoing mental health services.

To maximize jail bed capacity, the Sheriff's Department will continue to provide robust programs for alternatives to jail such as electronic monitoring programs, evidence-based programs to help reduce the recidivism of inmates and will continue to use the Headcount Management Unit (HMU) to maximize inmate housing at all five county jails. In addition, the Sheriff's Department continues to contract fire camp beds with CDCR.

Historically, inmate programs within Riverside County jails were designed for inmates sentenced to county jail for a year or less. Since the implementation of AB 109 Realignment, jail programs continue to undergo radical redesign and expansion to align with the increased level of inmate classification and offenders who are incarcerated for longer periods of time. AB 109 Realignment has dramatically increased the need for inmate programs at all five county jails. In response, the Sheriff's Department has increased the number of program staff throughout our detention facilities. These additions help to meet the increasing inmate needs for programs, services, and transitional preparation for release from custody.

**REALIGNMENT SERVICES RENDERED:**

**Sheriff's Inmate Training and Education Bureau (SITE-B):** The Sheriff's Inmate Training and Education Bureau (SITE-B) operates within the Corrections Division of the Riverside County Sheriff's Department. Programs and services are offered through SITE-B, which target individualized re-entry and transitional needs, vocational and occupational technology, career technical education, job readiness, substance abuse, criminal thinking and behaviors, family reunification, grief and loss, and the specialized needs of incarcerated Veterans. Additionally, adult basic education, literacy, religious and volunteer services, inmate support services, plus interagency and community-based partnerships provide linkages and greater opportunities for change. SITE-B's mission is to reduce recidivism through programs and services while employing the principles of evidence-based practices, methodologies, and strategies that reduce the likelihood to re-offend.

- The COVID-19 pandemic impacted services in FY 21/22, and the GOALS—RSAT and Veteran Enrichment Treatment (VET) programs were suspended due to safety protocols in place within the jail facilities. However, SITE-B continued to provide individualized program services to incarcerated participants with emphasis on re-entry, educational needs, and reducing the spread of coronavirus infection. SITE-B additionally participated in delivering services to individuals preparing for release from custody through the Coronavirus Emergency Supplemental Fund (CESF) grant.

- SITE-B expanded the occupational training opportunities to incarcerated individuals through opening a culinary arts program and creating a nationally certified custodial program.
- Job Readiness workshops were offered at four of the detention facilities to assist inmates with creating resumes, job searches, and preparing for job interviews.
- The Sheriff's Department established working partnerships with Riverside County agencies to include the Probation Department, Riverside University Health Systems—Behavioral Health, Riverside County Office of Education, Department of Public Social Services, Department of Child Support Services, and the Economic Development Agency. Throughout the fiscal year, these partners continually collaborated to provide communication, access to information, and remote services to inmates.
- The Probation Department purchased licenses for the use of Correctional Offender Management Profiling for Alternative Sanctions (COMPAS) in December of 2010, and the Sheriff's Department has joined with the Probation Department in the use of this tool. COMPAS is an evidence-based, validated actuarial tool to address risk assessment, recidivism probability, and programming needs. The Sheriff's Department utilizes COMPAS to identify risk and recidivism probabilities for unsentenced inmates to be considered for the Supervised Electronic Confinement Program (SECP) as well as identifying programmatic needs for sentenced offenders. In addition to COMPAS, SITE-B administers a variety of supplemental assessments to identify client needs and responsiveness to provide individualized programming for our realignment population. SITE-B has administered nearly 5,000 COMPAS assessments since 2014.

**Riverside Alternative Sentencing Program (RASP):** Alternative sentencing programs operated by the Sheriff's Department are designed to provide relief to the overcrowding prevalent throughout the jail system. These programs allow qualifying inmates to serve their sentence outside of the county jail, either through home confinement, or while being housed at a fire camp facility supervised by CDCR.

- **Supervised Electronic Confinement Program (SECP):**  
This program is available to sentenced and unsentenced inmates. This program provides sentenced inmates with the opportunity to complete their jail sentence at home while supervised via a GPS-enabled ankle monitor. For unsentenced inmates, this program allows qualified pretrial detainees the opportunity to be released from custody with a GPS-enabled ankle monitor, following their arraignment, as they continue their court proceedings. Inmates participating in the SECP are selected by a trained team of correctional deputies who review the inmate for program suitability

through an in-person interview, criminal history analysis, and an in-custody behavior review. A review of the program rules with prospective cohabitants and a residence inspection are then completed.

Additionally, unsentenced inmates are evaluated using the COMPAS evidence-based risk assessment tool to determine the likelihood of program success and provide for community safety. As of June 30, 2022, 3,369 inmates have participated in SECP since the program's inception. This includes 2406 full-time SECP, 553 Post-Arrestment SECP, and 410 Probation SECP.

- **Probation Contract (SECP):** Since July 2013, the Sheriff's Department has worked jointly with the Probation Department to provide an SECP for PRCS offenders in the community. These offenders are monitored electronically by the Sheriff's Department; however, enforcement and compliance checks are handled by the Probation Department. Since this program's inception, 410 offenders were enrolled in the program.
- **Fire Camp Contract:** The Fire Camp program is an alternative sentencing option available to inmates serving longer term sentences within the county jails. This program allows for the inmates to receive special training in firefighting at CDCR's training facility. Upon completion of the training program, the inmates are sent to one of five local fire camps (two for males, three for females) where they serve the remainder of their county jail sentence. Inmates who participate in this program earn 3 for 1 daily credits on their sentence. Since program inception in June 2013, 451 inmates have participated in the program. Due to COVID-19, CDCR ceased accepting fire camp participants in 2020. Our department is currently working with CDCR to approve an updated MOU to reinstate the fire camp program.

**Expanded In-Custody Rehabilitation Programming:** The Sheriff Department's HMU, RASP and SITE-B programs will continue to work with the Probation Department to provide improved inmate services with targeted interventions aimed at education, training, treatment, and re-entry services.

**Staffing:** During FY 21/22, the Sheriff's Department used allotted AB 109 realignment funding to staff 18 positions for the Behavioral Health Core Teams. This program has been very successful in creating a consistent, dedicated partnership with Forensic Behavioral Health Services staff.

**Assessments:** The Sheriff's Department will continue to utilize the automated PROXY assessment in the jails which began in FY 14/15. The Sheriff's Department worked with the Probation Department to 'norm' the PROXY score. The PROXY score allows the Probation Department and the Sheriff's Department to quickly identify which inmates are referred for a COMPAS assessment for programs such as OR release, electronic monitoring, and in-custody programs.

- Additional assessment tools utilized in SITE-B programming included the Offender Reintegration Scale (ORS) assessment designed to measure the concerns and potential

barriers faced by offenders and ex-offenders with regards to reentry. In addition, the Comprehensive Adult Student Assessment Systems (CASAS) measured the basic skills and the English language and literacy needed to function effectively at work and in life. These scores helped determine need, responsiveness and a framework for the individual's transitional plans.

**Behavioral Health Core Teams:** The Sheriff's Department continued its partnership with Behavioral Health Services to address the risks and needs of the increasing mental health population within the county jails. This collaborative effort allowed staff to identify, centralize, and provide focused mental health care for this portion of the inmate population in a safe environment that includes suicide deterrent enhancements and security cameras.

- The Sheriff's Department increased staffing assignments in these dayrooms to form a working relationship with Behavioral Health Services for the benefit of inmates. Behavioral Health Services and the Sheriff's Department staff meet regularly to discuss the inmates' progress. The objective is to evaluate the progress of each inmate in the security-enhanced housing units and determine if the inmate can transition to a more traditional jail housing unit. During this 'step-down' process, evidence-based programs are introduced to the inmates, along with continuing their mental health care plans. Prior to release, the Sheriff's Department works with Behavioral Health Services to transition these inmates from the county jails, back to the community, where they continue to receive mental health care.

#### **ACCOMPLISHMENTS – FY 21/22:**

**Manage Headcount:** The Sheriff's Department continued to manage the inmate headcount to minimize the number of inmates released early under the Federal Court Order. Those strategies included the continued use of electronic monitoring and inmate programs. The availability of these programs was impacted by the COVID-19 pandemic.

The electronic monitoring program saw an increase of participant enrollment due to reevaluation of program eligibility parameters and a decrease of inmate beds available as a result of the Prison Law Office's requirement to implement physical distancing within inmate housing units. This was aided by the increase in full-time staff to supervise the compliance of the number of persons monitored. The increase in participants required a corresponding increase in fulltime staff to oversee participants.

**Reduce WRP Failure to Appear Rate:** Going into FY 21/22, the effects of the COVID-19 pandemic left Riverside County with only 51 Jobsites that were actively accepting participants. In January 2022 jobsites slowly began to reopen and accept participants, the Sheriff's Department immediately resumed enrollment activities. As of June 30, 2022, the Work Release Program has 1,777 individuals participating in the program, with a total of 83 active Jobsites.

From July 1, 2021, to June 30, 2022, the RASP unit enrolled a total of 1,481 participants into the parttime SECP program. During that same period, a total of 1,450 participants completed

their court ordered sentence. To accommodate the influx of participants, all RASP offices have been trained to enroll, case manage, and remove the monitoring equipment issued by Sentinel Monitoring Services.

**Expand In-Custody Rehabilitation Programming:** SITE-B offered the Reentry Services Enhancement Transition (ReSET) Project which focused on community and interagency partnerships to transition incarcerated individuals for successful reintegration into the community upon release from custody. Reentry services were offered to all incarcerated individuals at all Riverside detention facilities and focused on education, employment skills, mental and medical needs, housing, support services, behavioral health treatment, as well as transitional needs.

- SITE-B offered the Audio-Book Children stories (ABCs) Reading Project, which engaged qualified inmates who had a parental or custodial role with a young child aged ten and under. Inmates recorded their voice as they read a book and the book was sent to their child. The SITE-B counseling team worked with parents and care-providers to help reinforce family reunification goals focused on re-establishing family relationships and developing support systems. Each book was accompanied with a letter from SITE-B regarding the message of the book, purpose of the project, and contact information of the counselor. The project provided a means for families to remain connected through a positive experience.
- In 2021, Riverside County received a Coronavirus Emergency Supplemental Fund (CESF) grant. The purpose of the grant was to address inmate reentry needs and reduce and prevent the risk and spread of the coronavirus for those in custody and transitioning into the community. SITE-B has taken the lead within the Sheriff's Department to manage the activities and track the data related to the services to inmates committed by the department. The grant period extended through this past fiscal year and all incarcerated individuals received information and instruction pertaining to reducing the risk and spread of the coronavirus. During the visits to each housing unit, SITE-B staff offered individualized reentry transitional planning with inmates being released from custody within one year. Additionally, at all five detention facilities, thousands of individuals being released were provided a reentry resource packet containing information of support services available within the community and government agencies, resource guides, and a personal protective equipment (PPE) kit containing surgical facial masks, gloves, sanitizer, sanitizing wipes, disposable thermometer, and a no-touch tool.
- SITE-B expanded the occupational training opportunities available to incarcerated individuals to enhance the likelihood of success through employment upon reentry into the community. Greybar Print expanded the capabilities of the print production quality and services available. The construction technology unit added woodworking machinery to make cabinets, laser engraving technology, custodial skills certification, and the culinary arts program.

## **GOALS – FY 22/23:**

- **SITE-B has established the following goals for the FY 22/23:** Occupational technology skill training will be expanded to offer barista training, which will enhance employment opportunities within the community after release. SITE-B also anticipates providing a new forklift certification training program to incarcerated individuals which can lead to increased hiring opportunities in warehousing and other jobsites. These two new skill-based training programs will additionally address the job market needs for skilled workers in the thousands of job prospects within the Inland Empire.

Additionally, SITE-B would like to offer OSHA certification to incarcerated individuals participating in support services crews at each facility and Food Handlers certification to individuals volunteering in kitchen services.

- **SECP has established the following goals for the FY 22/23:** Currently there are approximately 411 participants on the Supervised Electronic Monitoring Program (SECP). The goal for FY 22/23 is to significantly increase the number of participants in an effort to reduce the strain on the available jail bedspace. As the State of California reduces restrictions on the state and the courts begin to process the backlog of criminal cases, the Riverside County Sheriff's Department is preparing to accommodate the surge of unsentenced and sentenced inmates.

## **Section 5**

### **HEALTH AND HUMAN SERVICES – RUHS-BH**

#### **IMPACT STATEMENT:**

According to the Prison Policy Initiative, 10.6 million people go to jail and 600,000 people enter prison in the United States each year.<sup>6</sup> Many justice-involved individuals have pre-existing mental health issues. Some individuals who were considered mentally healthy prior to their arrest develop mental health symptoms once they are in prison as being in prison can take a serious toll on an individual's psychological well-being. New conditions often develop, and pre-existing conditions may worsen. Sadly, many justice-involved individuals are released back into the community without ever receiving any type of treatment.

People with mental illness are overrepresented in our nation's jails and prisons. About 2 million times each year, people with serious mental illness are booked into jails. About 2 in 5 people who are incarcerated have a history of mental illness (37% in state and federal prisons and 44% held in local jails). Also, 66% of women in prison reported having a history of mental illness, almost twice the percentage of men in prison. Nearly one in four people shot and killed by police officers between 2015 and 2020 had a mental health condition. Suicide is the leading cause of death for

---

<sup>6</sup> Prison Policy Initiative. Mass Incarceration: The Whole Pie 2020. (2020)

people held in local jails. An estimated 4,000 people with serious mental illness are held in solitary confinement inside U.S. prisons. About 3 in 5 people (63%) with a history of mental illness do not receive mental health treatment while incarcerated in state and federal prisons. <sup>7</sup>

When persons with mental illness do not receive treatment, many end up homeless, in the criminal justice system, or both. Approximately 26% of homeless adults in shelters have a serious mental illness.<sup>8</sup> The mental and physical health of men and women with a history of incarceration is worse than those of the general population. Studies have shown that when compared to the general population, jail and prison inmates of both genders are more likely to have high blood pressure, asthma, cancer, arthritis, and infectious diseases, such as tuberculosis, hepatitis C, and HIV.<sup>9</sup>

Fortunately, today's criminal justice system treats individuals more humanely than in the past. Yet offenders with mental health concerns still face discrimination. Someone with a diagnosis is likely to get a longer, harsher sentence than a non-diagnosed person convicted of the same crime. Persons with a mental illness diagnosis are also less likely to be granted release. <sup>10</sup>

Many of the individuals served by RUHS-BH in FY 21/22 at the New Life clinics, DRCs, and Forensic Full-Service Partnership (FFSP), have been diagnosed with serious mental illness such as Mood Disorders, Anxiety Disorders, Major Depression, Bipolar, and Schizophrenia. Further, nearly 60% of those served report a history of alcohol and/or drug use. Hence, the need for mental health and substance use services for inmates is paramount to their recovery and transition from prison to community.

**REALIGNMENT SERVICES RENDERED:**

RUHS-BH has provided the following Realignment services during FY 21/22 to AB 109 offenders, including those incarcerated in the county's five detention facilities:

- Mental health and substance use disorder screenings
- Crisis management and triage
- Adult full assessments
- Development of an individualized client care plan
- Individual therapy
- Case management
- Family therapy
- Group therapy
- Substance use treatment groups
- Mental health groups
- Educational groups
- Recreational therapy

---

<sup>7</sup> Mental Illness and the Criminal Justice System." National Alliance on Mental Illness. (2021)

<sup>8</sup> National Institute of Mental Health. (2020)

<sup>9</sup> Incarceration. HealthyPeople.gov. (2020)

<sup>10</sup> The Prison problem: Recidivism Rates and Mental Health (2018)



- Psychotropic medication management
- Urinalysis testing (UA drug testing)
- Withdrawal management
- Substance Use Disorder (SUD) Recovery Services
- SUD Residential Services
- Recovery Residences (Sober Living)
- Medication Assisted Treatment (MAT) Services
- Comprehensive discharge planning including recovery services
- Coordination of prison releases with the Probation Department for PRCS offenders
- Emergency and Transitional housing
- Transportation

Behavioral Health Screenings for mental health and substance use are conducted at Probation sites, Behavioral Health (BH) outpatient clinics, and detention facilities to identify the AB 109 offenders' needs and determine the course of treatment and linkage to services. Behavioral Health screenings consist of questions related to mental health, substance use, housing, legal history, and treatment history. The BH screening form generates a referral based on the consumer's response to determine if there are any safety risks, if a risk assessment is necessary, and the acuity level which will dictate the level of care and referral. The BH screening form also determines if a substance use referral is necessary which would lead to a Substance Use Disorder screening to determine the level of care needed for substance use treatment.

Behavioral health staff are dispatched to detention facilities to provide collaborative jail in-reach. Jail in-reach involves an AB 109 case manager, Justice Outreach Team (JOT) staff that consist of a drug and alcohol counselor and peer support specialist, detention staff, and inmates with open BH cases who are approaching discharge. BH staff provide inmates with New Life services available and provides collaborative linkage and referral as needed to Day Reporting Centers (DRCs), New Life AB 109 outpatient behavioral health clinics or Forensic Full Service Partnerships (FFSPs).

Adult full assessments are completed on all AB 109 offenders entering treatment with RUHS-BH. This assessment includes a thorough assessment of mental health and substance use treatment needs and identifies problem areas, medical necessity, treatment goals, and interventions to improve identified impairments. Re-assessments are completed annually.

Client care plans establish treatment focus by identifying treatment goals and interventions to be utilized. Goals are required to be specific, measurable, attainable, realistic and time bound. Goals may include improvements in mental health, substance use, educational, occupational, housing, relationships, etc.

Individual therapy, family therapy, group therapy, and BH groups (mental health and substance use) are offered at our New Life clinics, DRCs, and FFSP. In addition, educational groups are offered to AB 109 consumers which include:

- Courage to Change (facilitated by DRC Probation)



- Substance Use Education (New Direction)
- Release and Re-integration (New Direction)
- Criminal and Addictive Thinking (New Direction)
- Anger Management (SAMSHA)
- Planning for Success (formerly WRAP)
- Wellness and Empowerment in Life and Living (WELL)
- Facing Up (empowerment to ‘face’ life circumstances previously avoided)
- Triple P Parenting Classes

Comprehensive discharge planning is essential to continuity of care and the client’s treatment success and maintenance. Discharge planning includes, when applicable, substance use recovery services which are used when the client is no longer requiring primary treatment and is ready for discharge. Recovery services occur in a variety of settings such as outpatient aftercare, relapse/recovery groups, 12-step and self-help groups as well as sober living housing.

Riverside University Health System- Behavioral Health collaborates with Enhanced Care Management (ECM) nurses, (formerly known as Whole Person Care), to provide screenings at probation sites to identify the physical needs and behavioral health needs of consumers. ECM is state funded program designed to identify newly released probationer needs and provide linkages to services.

We have established Medication Assisted Treatment (MAT) Services in the detention centers for those who need medication to assist with recovery from drug addiction. Also, to assist with referrals from jail and prisons, we established a SUD referral system where referrals for MAT services are provided to RUHS-BH’s CARES Line to streamline referrals.

When appropriate, clients are linked to RUHS-BH’s psychiatrist for assessment and medication management. AB 109 staff work very closely with the psychiatrist to collaborate management of psychotropic medications and keep psychiatrists informed of outcomes including improvements or side effects.

**STATISTICS:**

During FY 21/22, RUHS-BH has provided 131,839 mental health services and 139,007 substance use services. RUHS-BH served 1,981 unduplicated clients with mental health diagnoses while also serving 1,001 unduplicated clients with substance use diagnoses. Services provided include mental health and substance use screenings and assessments, medication services (4,698 for FY 21/22), substance use disorder residential and detox services, intensive outpatient services and comprehensive full-service partnership wraparound services.<sup>11</sup>

---

<sup>11</sup> ELMR reports: MHS 5006 AB109 Actuals

Emergency housing and transitional housing also remains a core basic need for AB 109 offenders. During FY 21/22, there were beds available to AB 109 offenders through Behavioral Health's HHOPE Program.

During FY 21/22, AB 109 Housing was provided as follows:

- Mental Health Emergency Housing Bed Nights – 22,254
- Mental Health Rental Assistance Bed Nights – 30
- Probation (Non-MH) Emergency Housing Bed Nights – 938
- Probation (Non-MH) Transitional Housing Bed Nights – 2,879
- Total Served in FY 21/22:
  - 1090 - Males
  - 117 - Females
  - 0 - Children
  - Grand Total= 1207 (increase from 328 served FY 20/21).

#### **ACCOMPLISHMENTS – FY 21/22:**

The following are a summary of goals for FY 21/22 with progress updates on goal attainment.

- **Design Core Outcome Measures for Forensic Outpatient clinics:** RUHS-BH will aim to develop core outcome measures for non-FSP forensic programs to demonstrate consumer progress (e.g., risk behaviors, behavioral health symptoms, medical, psychiatric crises and hospitalizations, legal, housing, education, employment, and coping skills.). There are currently similar outcome measures and data collection for FFSP programs.

**Goal attained:** New Life developed a new outcome measure tool named the I-CAN (Individualized Care and Needs) Assessment. The I-CAN assessment measure includes (23) outcome measures: Suicide & Self Harm Risk; Depression; Anxiety; Psychosis; Mania; Anger Management; Eating Problems; Trauma; Impulsive Behavior; Substance Use; SUD Stages of Recovery; Access to Primary Care Physician; Emergency Department Visits; Psychiatric Medication Adherence; Acute Psychiatric Hospitalizations; Mental Health Urgent Care Visits; Criminal Behavior; Permanent Housing; Education & Skills Training; Employment; BH Symptom Management; Gambling Behavior; and Interpersonal Relationships.

The I-CAN was piloted for 90 days at New Life clinics in addition to other adult outpatient BH clinics. The pilot study data is in its final draft stages. Next steps include implementing the I-CAN into our electronic health record system, ELMR.

- **Expansion of Forensic Full Service Partnership (FFSPs):** RUHS-BH aims to expand FFSP for Mid-County and Desert Regions. In prior years, the only AB 109 FFSP was located in Riverside. This year, the goal is to expand to San Jacinto into a new larger clinic space and implement a new Indio clinic to allow additional coverage areas for consumers who need intensive New Life services.

**Goal attained:** New Life has met this goal by developing San Jacinto FFSP and Indio FFSP. In addition, a new clinic location was secured for San Jacinto New Life expansion, which will house the San Jacinto New Life clinic and FFSP staff. Currently, this new clinic location is in the construction phase to make improvements to facilities.

- **Promote Technology Based Programming to address Behavioral Health:** RUHS-BH aims to utilize technology to promote wellness and recovery via the TakeMyHand.co live peer chat platform as well as installation of Kiosks in the lobbies of Day Reporting Centers and Forensic Outpatient clinics. The Kiosks offer wellness applications for consumers to address behavioral health symptoms, provide direct access to Take My Hand live peer chat, and provide access to MyHealthPoint, which provides consumer access to their health records, ability to download lab results, view current medications, etc.

**Goal attained:** This goal was attained as we provided technology-based programming relating to BH needs at the Day Reporting Centers. Kiosks were installed into the lobbies of these areas as planned.

#### **GOALS – FY 22/23:**

- **Develop New Outcome Reports:** RUHS-BH will develop new outcome reports using the newly developed I-CAN, which is the (23) core outcome measures for AB 109 programs to demonstrate consumer progress (e.g., risk behaviors, behavioral health symptoms, medical, psychiatric crises and hospitalizations, legal, housing, education, employment, and coping skills). Such reports will allow New Life to demonstrate measurable improvement in consumer’s mental health and substance use, as well as overall functioning.
- **Expansion of New Life Clinic in Indio:** RUHS-BH aims to expand New Life services in the Desert Region, namely Indio New Life. Previous New Life clinics in the desert were in remote areas where volume of services were relatively low. This year, the goal is to expand to New Life Indio clinic to allow additional coverage areas for consumers who need intensive New Life services. Indio tends to be a high-volume area for services.
- **Expansion of Justice Outreach Teams in San Jacinto and Indio:** RUHS-BH aims to expand the Justice Outreach Teams (JOT), which are field-based screening and referral teams, which help with linkage to New Life programs. Presently, JOT has (2) teams located in Riverside that provide countywide services. The goal for FY 22/23 is to expand (2) additional JOT teams for San Jacinto and Indio.

**Section 6**  
**HEALTH AND HUMAN SERVICES**  
**RIVERSIDE UNIVERSITY HEALTH SYSTEMS CORRECTIONAL HEALTHCARE SERVICES**  
**(RUHS-CHS)**

**IMPACT STATEMENT:**

Individuals incarcerated in the correctional system, particularly AB 109 individuals, present unique healthcare challenges that set them apart from the general population. This is especially represented by those with chronic diseases such as cancer, heart disease, asthma, diabetes, hypertension, HIV/AIDS, seizures, Crohn's disease, sickle cell, etc. As the length of stay increases for inmates within Riverside County's correctional system, so has the requirement to provide chronic disease management designed to monitor disease progression, complications and to provide ongoing treatment. Factors impacting public and community health is the need to provide coordinated post-incarceration healthcare for these individuals with the goals of improved clinical outcomes and reduced recidivism.

**REALIGNMENT SERVICES RENDERED:**

Correctional Healthcare Services provides a wide array of medical services to correctional patients including, but not limited to:

- Comprehensive Receiving Screenings by RNs for all new bookings
- History and Physical Assessments by RNs for all new bookings
- Routine, Urgent and Emergent healthcare by RNs 24/7 on-site
- Routine, Chronic, Urgent and Emergent healthcare by Providers on-site, off-site and via Telehealth
- Acute and Specialist healthcare provided by Riverside University Health System-Medical Center and numerous community facilities throughout Riverside County
- Comprehensive Sub-Specialty healthcare provided on-site, off-site and via Telehealth
- Routine, Preventative and Emergent Dental Care provided on-site
- Optometry Clinic on-site
- Radiology Services on-site and off-site
- Orthopedic Clinic on-site, off-site, and via Telehealth
- Physical and Occupational Therapy on-site and off-site
- Medicated Assisted Treatment Program on-site
- Comprehensive Discharge Planning and connection with community partners

**STATISTICS:**

Correctional Healthcare Services (CHS) are provided by a dedicated team of healthcare staff including Physicians, Dentists, Mid-Level Providers, Registered Nurses, Licensed Vocational Nurses, Dental Assistants, Radiology Technicians, and a number of other healthcare personnel.

### **STATISTICS FOR HEALTHCARE PROVIDED – FY 21/22:**

- 2,497,525 Medications Delivered
- 80,488 Receiving Screenings; History and Physicals
- 1,605 Emergency Department Visits
- 4,256 Sub-Specialty Appointments
- 28,114 Safety and Sobering Cell Treatments
- 2,183 Dental Visits
- 44,720 Physician and Mid-Level Provider Visits
- 92,425 Registered Nurse Visits

### **ACCOMPLISHMENTS – FY 21/22:**

1. Continue extensive eConsult with Specialty Providers and IEHP
2. Expanded Medi-Cal enrollment including free DPSS 800 phone number for unlimited inmate access while in custody and education at the time of Intake and Release
3. Continue Physical and Occupational Therapy on-site
4. Continue Orthopedic Clinics on-site
5. Continue extensive Telehealth with Specialty Clinics
6. Continue extensive COVID-19 prevention, diagnostics, quarantine and treatment while maintaining positivity rates less than 2 percent significantly lower than community rates.
7. Continue comprehensive discharge planning coordinating with community resources

### **GOALS – FY 22/23:**

- Coordination with Riverside partners for California Advancing and Innovating Medi-Cal
- Coordination with Riverside partners for Whole Person Care
- Coordination with Multi-County partners for High Intensity Drug Trafficking Area

## **Section 7**

### **DISTRICT ATTORNEY AND PUBLIC DEFENDER**

#### **IMPACT STATEMENT:**

The impact of Realignment on the Riverside County District Attorney's Office and the Law Offices of the Public Defender continues to be significant in that each has experienced a dramatic increase in caseloads due to the added responsibility of revocation hearings for those on Parole, PRCS and MS.

Prior to Public Safety Realignment, PRCS and MS did not exist. Parole violations were handled by state parole agents, administrative hearing officers, and state appointed counsel. Now, the obligation for these hearings has been placed upon these two departments and has resulted in the

Riverside County Superior Court creating a separate court calendar necessitating the hiring of a hearing officer to preside over these matters.

In addition to the increased workload and pursuant to Marsy's Law, the District Attorney must notify victims of crime of any change in a defendant's custody status. This includes notification to the victims of the thousands of prisoners released early due to overcrowding and, in the case of Parole, PRCS, and MS violations, notification to the original victim as well as any current victim that they have a right to comment and to appear at each court appearance.

**REALIGNMENT SERVICES RENDERED:**

PRCS Revocations: Offenders' successful reintegration into the community continues to be a priority for the county's criminal justice agencies. The response to non-compliant behavior requires the implementation and coordination of effective strategies that span the departments. Riverside County has a centralized PRCS Court in the Banning Justice Center where a dedicated courtroom is allocated for all hearings enabling them to be heard in a more efficient manner. In response to non-compliant behavior and the need for enhanced involvement with Realignment offenders with significant treatment needs, the AB 109 Exit Plan program was developed. As a result of a PRCS revocation, eligible offenders meet with staff from Behavioral Health and agree to participate in a 12-month program specifically tailored to their treatment needs.

The program is agreed upon by staff from the Probation Department, RUHS, the Public Defender's office, and the District Attorney's office. Upon successful completion of the AB 109 Exit Plan, a graduation ceremony is held to recognize the offenders for their compliance and success. The first graduation was held in July 2016 and was facilitated by Hearing Officer Judith M. Fouladi. The current Hearing Officer assigned to PRCS in the Banning Justice Center is Hearing Officer Sylwia Luttrell. The program is ongoing and future graduations will be held in FY 22/23.

In FY 21/22 we have continued the commitment to address those qualifying offenders who have committed crimes, which the legislature deems non-serious, non-violent, and/or non-registerable sex offenses. The import of our commitment is even greater considering the continued violent crime increases in our county, which indicate an escalation in criminal conduct in offender populations. However, current staffing levels are enough to address the ongoing direct impact of Public Safety Realignment on our operations.

**STATISTICS:**

Offenders who have been sentenced to certain classifications of crimes (non-1170(h) of the Penal Code) serve their sentences in a state correctional facility. Upon their release they are placed on either Parole or PRCS. In the case of Parole, the supervision of the parolee is handled by state parole. In the case of PRCS, supervision is handled by the Probation Department. In either case, when a violation of terms is alleged, the offender is entitled to a revocation hearing before an administrative hearing officer.

Prior to the Public Safety Realignment Act, the parole department, state appointed counsel, and administrative hearing officers would handle violation of parole as PRCS did not exist. The responsibility for these hearings (Parole and PRCS) has been shifted to the County of Riverside,

namely the Superior Court, District Attorney's Office, and the Public Defender's Office. This increased caseload by the District Attorney and Public Defender requires additional personnel in order to provide proper representation to the state as well as the offender. These additional personnel include but are not limited to:

- Specially trained attorneys to prepare and present matters in court;
- Additional clerical support to input case data and properly track files;
- Additional investigative support to supplement parole and probation investigations, serve subpoenas to secure the presence of witnesses at hearing and retrieve physical and documentary evidence; and
- Victim Service Advocates to communicate with victims of crime and provide victims services.

In FY 21/22, the District Attorney's Office processed PRCS violations and Parole revocation cases. This resulted in 3,457 court appearances on PRCS violations and 601 court appearances on Parole violations by the District Attorney for a total of 4,058 court appearances. The Public Defender's Office appears on the vast majority of the PRCS and Parole revocation cases. By comparison, FY 20/21 saw a total of 4,543 total court appearances and FY 19/20 saw a total of 3,619 total court appearances. The increase in court appearances from FY 19/20 to FY 20/21 and FY 21/22 can be partially attributed to the COVID-19 pandemic related shutdown in early 2020. The Banning Justice Center courts were open and hearing PRCS cases for all of FY 20/21. They have remained open for FY 21/22 and thus the number of court appearances have been more consistent. In addition, convicted felons who have been sentenced pursuant to 1170(h) of the Penal Code and who would have previously served their sentences in state prison, now serve their sentences at the local level in the Riverside County jails. These offenders serve either an entire custodial term with no supervision upon release or a 'split sentence' with a portion of the sentence in custody and the balance of the sentence under the term of MS with the Probation Department.

Finally, due to the enactment of Marsy's Law, the District Attorney is obligated to notify victims of crime of any change in the offender's custody status as well as provide victims the opportunity to comment and appear at every court appearance. In the case of revocation hearings, this includes any victim of the crime for which the offender is being supervised as well as any victim who may be the subject of the violation, whether or not has resulted in the filing of a new criminal case.

#### **ACCOMPLISHMENTS – FY 20/21:**

In FY 2021/2022, the District Attorney's Office and the Public Defender's Office maintained adequate staffing levels (despite the COVID-19 pandemic) to handle the AB 109 cases when the court resumed operations. Additionally, the Public Defender's and District Attorney's Offices worked together with RUHS to provide a substance abuse treatment "Exit Plan" in an effort to reduce recidivism by providing treatment to offenders. In FY 21/22, the District Attorney's Office continued to bolster the effort of the Post-Release Accountability & Compliance Team (PACT) in relation to AB 109. As a result, in 2021 the PACT team conducted 3,214 searches and made 1,650 arrests. By comparison, in 2020 the PACT team conducted 2,304 searches and made 1,066 arrests.

## **GOALS – FY 22/23:**

- Maintain adequate staffing to achieve effective administration of AB 109 cases through the Court process.
- Continue to ensure services and safety for the Community in relation to the administration of AB 109.
- Continue to effectively resolve the surge in AB 109 Cases in FY 22/23 as a result of the court closure due to the COVID-19 global pandemic from the previous fiscal year.
- Continue to improve methods and protocols in communicating information to victims related to the custody status of offenders in compliance with Marsy's Law requirements.

## **Section 8**

### **LAW ENFORCEMENT COORDINATION – CHIEF OF POLICE**

The Probation Department, local law enforcement agencies, and Sheriff's Department collaborate and coordinate efforts to ensure community safety and offender accountability. These efforts are essential to the AB 109 Public Safety Annual Realignment Plan.

#### **Post-Release Accountability and Compliance Team (PACT):**

A multi-agency PACT was established in order to augment efforts to supervise high-risk offenders and apprehend absconders. The primary mission of PACT is for local law enforcement agencies to work with the Probation Department to focus on the non-compliance of PRCS offenders that pose the most risk to public safety. There are currently three teams operating in the West, Central, and East regions of the county dedicated to identifying and investigating 'non-compliant' PRCS offenders, locating and apprehending 'at-large' and 'high-risk' PRCS offenders, and performing probation sweeps. Through sustained, proactive, and coordinated investigations, each team is able to share information, serve warrants, and locate and apprehend non-compliant offenders. PACTs proactively search for the 'at-large' PRCS offenders and reduce the number of absconded PRCS offenders as identified by Probation staff, allowing Probation staff more time and resources to focus on case management and compliance checks.

#### **Three Multi-Jurisdictional Regional Teams:**

- West PACT: Staff from RPD, Corona Police Department, the Probation Department, and Riverside County District Attorney's Office; West PACT is supervised by a RPD sergeant and housed at RPD.
- Central PACT: Staff from Beaumont Police Department, Hemet Police Department (HPD), Menifee Police Department, Murrieta Police Department, the Probation Department, Riverside Sheriff's Department – San Jacinto and Lake Elsinore Stations and Riverside County District Attorney's Office; Central PACT is supervised by a HPD sergeant and housed at HPD.
- East PACT: Staff from Blythe Police Department, Desert Hot Springs Police Department,



Cathedral City Police Department (CCPD), Indio Police Department (IPD), the Probation Department, Riverside Sheriff's Department – Palm Desert and Thermal Stations, and Riverside County District Attorney's Office; East PACT is supervised by a PSPD sergeant and housed at CCPD.

**Association of Riverside County Chiefs of Police and Sheriff (ARCCOPS):**

ARCCOPS provides oversight of the PACT program. A representative of ARCCOPS sits on the CCPEC as a voting member and reports on PACT activities. There are Memorandums of Understanding (MOU) between the Probation Department and the participating local law enforcement agencies (Beaumont Police Department, Cathedral City Police Department, Corona Police Department, Desert Hot Springs Police Department, Hemet Police Department, Menifee Police Department, Murrieta Police Department, Blythe Police Department, Riverside County Sheriff's Department and Riverside Police Department) for monetary reimbursement from Realignment. Probation is the fiscal agent as it relates to Realignment reimbursement from the county.

PACTs operate on a task force model and are deployed by region, similar to the county's successful regional gang task force team model.

**Section 9**  
**LEGISLATIVE ADVOCACY**

Since implementation of AB 109 Public Safety Realignment, Riverside County has remained proactive in identifying issues for legislative proposals, and attentive to proposed legislation and its impact on Realignment programs and operations. Focus includes enacted and proposed legislation:

**Enacted Legislation:**

- **SB 629** (Identification Cards): This bill was signed by the governor on October 7, 2021, and went into effect on January 1, 2022. This bill deletes the requirements that the usable photo on file be no more than 10 years old and that the person have no outstanding fees due for a prior identification card, would require a new photo to be taken if the photo on file is deemed unusable, and would require the inmate to provide, and the Department of Motor Vehicles to verify, their California residency for purposes of obtaining an identification card.
- **AB 628** (Breaking Barriers to Employment Initiative): This bill was signed by the governor on September 28, 2021, and went into effect on January 1, 2022. This bill clarifies that the Breaking Barriers to Employment Initiative is intended to focus on innovative approaches to, and proven practices for, addressing racial, ethnic, and socioeconomic disparities in the labor market.

- SB 483 (Sentencing – Resentencing to Remove Sentencing Enhancements): This bill was signed by the governor on October 8, 2022, and went into effect on January 1, 2022. This bill declares an enhancement imposed pursuant to one of the prior provisions to be legally invalid. The bill states the intent of the Legislature to prohibit a prosecutor or court from rescinding a plea agreement based on a change in sentence as a result of this measure. The bill requires the Secretary of the Department of Corrections and Rehabilitation and the county correctional administrator of each county to identify those persons in their custody who are serving a sentence that includes one of these enhancements and provide this information to the sentencing court, as specified.

**Proposed Legislation:**

- AB 1744 (Probation and Mandatory Supervision: Flash Incarceration): Current law, until January 1, 2023, allows a court to authorize the use of flash incarceration, as defined, to detain a person in county jail for not more than 10 days for a violation of the conditions of that person’s probation or mandatory supervision, as specified. This bill would extend the authorization to use flash incarceration until January 1, 2028.
- AB 1803 (Court Fees: Ability to Pay): Current law allows certain persons convicted of a criminal offense who have successfully completed the term of probation, or term of imprisonment and supervision, to petition the court to withdraw their plea of guilty or nolo contendere and enter a plea of not guilty or, if convicted after a plea of not guilty, petition the court to set aside the verdict of guilty and dismiss the accusatory pleading, except as specified, and in the case of certain convictions that occurred when the person was under 18 years of age, to petition the court to seal the records of arrest and conviction. Under existing law, a person granted relief pursuant to these provisions is released from all penalties and disabilities resulting from the offense, except as specified. Current law authorizes the court to impose specified fees and costs on a person who petitions for a change of plea or setting aside of a verdict pursuant to these provisions. Current law requires the court to grant a waiver of court fees and costs to an applicant at any stage of the proceedings at both the appellate and trial court levels if the applicant meets specified standards of eligibility and application requirements, including a person who is receiving certain public benefits, such as Supplemental Security Income or Medi-Cal, or who has a monthly income of 125% or less of the current poverty guidelines, as specified. This bill would exempt a person who meets specified criteria from being obligated to pay these fees, as specified.
- AB 1816 (Reentry Housing and Workforce Development Program): Current law establishes the Department of Housing and Community Development in the Business, Consumer Services, and Housing Agency and makes the department responsible for administering various housing programs throughout the state, including, among others, the Multifamily Housing Program, the Housing for a Healthy California Program, and the California Emergency Solutions Grants Program. Upon appropriation by the Legislature for this express purpose, this bill would require the department to create the Reentry Housing and

Workforce Development Program and would require the department to take specified actions to provide grants to applicants, as defined, for innovative or evidence-based housing, housing-based services, and employment interventions to allow people with recent histories of incarceration to exit homelessness and remain stably housed.

- AB 2023 (Jails: Discharge Plans): Current law authorizes a county sheriff to discharge a person from a county jail at any time on the last day that the person may be confined that the sheriff considers to be in the best interests of that person. Current law additionally authorizes a sheriff to offer a voluntary program to a person, upon completion of a sentence served or a release ordered by the court to be effected the same day, that would allow the person to stay in jail for up to 16 additional hours or until normal business hours, whichever is shorter, in order to offer the person the ability to be discharged to a treatment center or during daytime hours, as specified. Current law authorizes the person to revoke consent and be discharged as soon as possible and practicable. Current law requires a sheriff offering this program to, whenever possible, allow the person to make a telephone call to arrange for transportation or to notify a bail agent, as specified. This bill would require the counties to designate a local advisory group or committee to create a local plan, to be presented to the county board of supervisors for approval, to implement discharge planning for individuals with mental illness who are incarcerated for a period exceeding 30 days. The bill would require a sheriff to make the release standards, release processes, and release schedules of a county jail available to incarcerated persons, as specified.
- AB 2526 (Incarcerated Persons – Health Records): Would require, when jurisdiction of an inmate is transferred from or between the Department of Corrections and Rehabilitation, the State Department of State Hospitals, and county agencies caring for inmates, those agencies to disclose, by electronic transmission when possible, mental health records, as defined, regarding each transferred inmate who received mental health services while in custody of the transferring facility, as specified. The bill would require mental health records to be disclosed to ensure sufficient mental health history is available for the purpose of satisfying specified requirements relating to parole and to ensure the continuity of mental health treatment of an inmate being transferred between those facilities. By imposing additional duties on local entities, the bill would impose a state-mandated local program.
- AB 2730 (Prison Rehabilitation Programs): Would, subject to appropriation by the Legislature, create the California Anti-recidivism and Public Safety Act pilot program for the purpose of providing opportunities for job training and work experience to individuals during incarceration to ensure their readiness for employment upon release from incarceration. The bill would require the California Department of Corrections and Rehabilitation to establish and implement a 5-year pilot program under which individuals sentenced to state prison, and scheduled to be released to parole or post release community supervision within 2 years, would be eligible to participate. The bill would

require the pilot program to provide for the housing of the program participants in a community campus setting. The bill would require program participants to have access to evidence-based programs suitable for serving their rehabilitative, workforce training, and education needs, as specified. The bill would require the department, on or before March 1, 2027, to submit a comprehensive report to the Legislature that evaluates the effectiveness of the pilot program, as specified.

- SB 903 (Prisons: California Rehabilitation Oversight Board): Current law establishes the California Rehabilitation Oversight Board in the Office of the Inspector General and requires the board to regularly examine the various mental health, substance abuse, educational, and employment programs for incarcerated persons and parolees operated by the Department of Corrections and Rehabilitation. Current law requires the board to annually report to the Governor and the Legislature, as specified. This bill would additionally require the board to examine the department's efforts to address the housing needs of incarcerated persons, including those who are identified as having serious mental health needs, who are released to the community as parolees or subject to post-release community supervision and to include specified data on homelessness in its reports.
- SB 936 (California Conservation Corps: Forestry Training Centers: Formerly Incarcerated Individuals: Reporting): Current law authorizes the Director of the California Conservation Corps to establish the Education and Employment Reentry Program within the corps to develop, partner with, and create opportunities for certain forestry corps program objectives, collaborate with the Employment Development Department to provide access to workforce services, collaborate with nongovernmental organizations dedicated to providing access to counseling, mentorship, supportive housing, health care, and educational opportunities, and employ collaborations and partnerships available to the corps, as specified. This bill would require the director, upon appropriation and on or before December 31, 2024, in partnership with the Department of Forestry and Fire Protection and the Department of Corrections and Rehabilitation, to establish a forestry training center in northern California to provide enhanced training, education, work experience, and job readiness for entry-level forestry and vegetation management jobs.
- SB 990 (Corrections: County of Release): Current law generally requires that an inmate released on parole or post-release community supervision be returned to the county of last legal residence. Current law authorizes an inmate to be returned to another county or city if it would be in the best interests of the public. Current law requires the paroling authority, in making that decision, to consider specified factors, including, among others, the need to protect the life or safety of a victim, and the verified existence of a work offer or educational or vocational training program. This bill would, for the factor relating to the verified existence of a work offer or educational or vocational training program, require that the offer or training program be chosen by the inmate. The bill would additionally add as a factor the existence of a housing option in another county, as specified. The bill would require the inmate, absent clear and convincing evidence that the parole transfer would

present a threat to public safety, to be released in the county in the location of a post-secondary educational or vocational training program of the inmate's choice, or of a work offer, the inmate's family, outpatient treatment, or housing.

## **Section 10**

### **REALIGNMENT OPERATIONAL REVIEW**

Riverside County partnering agencies continue to work collaboratively to enhance and assess improvement efforts.

**Systems Infrastructure:** The CCPEC approved development of data sharing techniques or a database for all collective agencies to access. The goal is to gather baseline data and compare yearly metrics starting from October 1, 2011 to current. A central systems analysis will assist in determining where adjustments in service delivery are required in light of failure rate criteria. Currently, coordinated efforts have resulted in several data sharing systems including regular reports to partner agencies consisting of warrant information, demographics as well as case and supervision status. Further, Riverside County's early release protocol of 1170(h) PC inmates requires regular communication and updates to justice partners throughout the county for adjustments to community supervision commencement dates.

**UCR Project:** On December 11, 2018, a CCPEC funded contract was entered into with the County of Riverside and the University of California, Riverside - Robert Presley Center to complete a comprehensive evaluation of the County's Day Reporting Centers. The evaluation serves to assess the relative strengths of the program as an alternative to traditional supervision. The scope of the project is to determine the impact of the DRCs on recidivism as compared to traditional supervision; identify how different DRC services affect re-entry success; and whether the duration of services affect client success and recidivism rates. The project is the first of its kind, not only in the County of Riverside, but the State of California. Since execution, the Department has worked diligently and collaboratively with UCR to necessary facility access, joint application to obtain Department of Justice statistics and recidivism data, along with internal probation data, and client demographic and program information. The project was completed and presented to the county in February 2022. The findings reported for PRCS offender's participation in a DRC:

- Decreases their likelihood of being arrested for a new offense by 26%;
- Decreases their likelihood of being reconvicted for a new offense by 29%

The social benefit of the number of reconvictions avoided because of DRCs estimates the county saw a benefit of between \$337,000 and \$1.98 million (in 2015 dollars) for the period of time the study covered. There were four key themes that emerged regarding the strengths of the program. Those are:

- DRC staff providing emotional support;
- Support in attaining client's goals;
- Providing accountability that benefits their overall well-being;
- Guidance with day-to-day tasks (e.g., navigating bureaucratic benefits processes).

Additionally, the weaknesses of the program were reviewed and noted as:

- Clients felt they were hard-pressed to volunteer negative experiences (which could accurately reflect the reality of their time at the DRC, or, could be due to concerns about retribution if DRC staff were to learn of their answers);
- Barriers (e.g., additional DRC hours) make it difficult to participate;
- Need for improved facilities and locations;
- Additional housing and transportation support;
- Additional vocational and employment related services;
- An environment with fewer restrictions and law enforcement posturing.

When asked about the effect of DRC participation on their lives, the DRC clients credited the DRCs for helping meet their basic needs, increased their self-confidence, provided structure in day-to-day life that supported their well-being, and behavioral changes like improved self-control, work ethic, and perseverance.

The recommendations made included:

- Increased availability to transportation;
- Hire additional, or better schedule, the peer-to-peer mentors employed;
- Increase connections to vocational and employment opportunities;
- To audit the practices within the DRCs to see if there are areas where the approach to service delivery and/or supervision could be softened to promote a more trusting, encouraging environment.

## **Section 11** **SUMMARY**

Ten years ago, California drastically modified its criminal justice system, shifting significant responsibility for state inmates and parole supervision to local jurisdictions. The goal of realigning these offenders was to reduce the state prison population, reduce recidivism, and protect communities. Assembly Bill 109 has been a catalyst for Riverside County agencies. Now, more than ever, Riverside County strives to engage offenders with evidence-based programming, implement strategies for reducing overcrowding in the jail, facilitate a fair and efficient revocation proceeding process, and ensure quality behavioral and physical health treatment. The collaboration amongst agencies has allowed for the development of innovative programs that meet the daily challenges faced by the realignment population.

During FY 21/22 the restrictions associated with COVID-19 were starting to lift and allowing for the programs and services to resume. The treatment of offenders' addictions and physical and mental illnesses continues to be the top criminogenic needs. Due to expansion of mental health housing in the jails, the Sheriff's Department works closely with Behavioral and Correctional Health in a concerted effort to stabilize treatment and assist with ongoing mental health services for transitional success. These collaborations evaluate and assess offenders for transition into traditional housing units through a 'step down' process, as the jail continues to operate at

maximum bed capacity. A combined effort using screenings and assessments, case planning/management, and program/service delivery while in-custody remains a significant factor in determining the offender's success. The Sheriff's Department continued to provide in-custody rehabilitation programming through the Sheriff's Reentry Unit and connected clients to services such as medical, mental health, education, workforce development, housing while in-custody, and transitioning to the community through programs such as the DRC and ECM. SITE-B expanded their occupational training opportunities by opening a culinary arts program and creating a nationally certified custodial program. The increase in services rendered spanned multiple agencies, as both the Sheriff and Probation Departments continued to add and refine programs and efforts within their respective agencies using targeted interventions aimed at education, evidence-based programs, and re-entry services. The impact of Realignment on the Riverside County District Attorney's Office and the Law Offices of the Public Defender continues to be significant in that each has experienced a dramatic increase in caseloads due to the added responsibility of revocation hearings for those on Parole, PRCs and MS. Adequate staffing levels have been maintained to allow the handling of AB 109 cases throughout the pandemic.

As with last year's goals, this fiscal year continued to be challenging. This year's goals include the expansion of some programs and the development of new ones. The focus is on enhanced collaboration of multiple agencies and CBOs to improve services for clients commencing in-custody and providing a continuum of care during transition and post-release. The Sheriff's Department is focusing on expanding their occupational training to enhance employment opportunities after transitioning back into the community. The District Attorney's Office and the Office of the Public Defender will continue to improve methods and protocols in communicating information to victims related to the custody status of offenders in compliance with Marsy's Law requirements. Additionally, they are ensuring they efficiently resolve the surge in AB 109 cases throughout FY 22/23 as a result of the COVID-19 pandemic. Expansion of programs and services, as well as collaboration with clients by providing referrals and direct connection to community-based organizations continues to be at the forefront of the Probation Department's efforts to increase successful outcomes.

Since the implementation of Realignment, the collaborative effort from all agencies involved has resulted in widespread changes in Riverside County's criminal justice system. The effort will continue as existing practices and programs are re-evaluated for efficiency and effectiveness. The professionalism and working relationships that have emerged over the past ten years continue to grow and will be relied upon during the next fiscal year. Particularly due to the vast challenges encountered through the global pandemic of COVID-19, the use of technology, efficiencies created by remote coordination and collaboration, and innovative approaches to ensure optimum service delivery in spite of these unprecedented challenges, this past fiscal year has certainly proved to be representative of the commitment, dedication, and drive demonstrated by all of the CCPEC agencies to address the needs of the realignment population. While committed to executing the most cost-effective use of available resources and maintaining the public safety, the CCPEC remains optimistic that cumulative efforts will continue to produce positive outcomes.



**ATTACHMENT A**  
**COMMUNITY CORRECTIONS PARTNERSHIP EXECUTIVE COMMITTEE**  
**PUBLIC SAFETY REALIGNMENT BUDGET**  
**FY 22/23**

CCPEC Member Agency	FY 2021/22 Roll-Over Funds	FY 2022/23 State Base Allocation	FY 2020/21 Additional Base Allocation	FY 2021/22 Growth Allocation (Less 10%)	FY 2022/23 CCPEC Approved Budget
Probation Department	\$ 3,091,479	\$ 17,257,911		\$ 2,550,413	\$ 22,899,803
Sheriff's Department	\$ -	\$ 43,971,129		\$ 5,510,954	\$ 49,482,083
District Attorney	\$ -	\$ -			\$ -
Public Defender	\$ -	\$ -			\$ -
Health & Human Services	\$ -	\$ 43,377,461		\$ 5,436,549	\$ 48,814,010
Police	\$ 897,301	\$ 3,186,830		\$ 511,869	\$ 4,596,000
<b>Total Agency Budget</b>	<b>\$ 3,988,780</b>	<b>\$ 107,793,331</b>	<b>\$ -</b>	<b>\$ 14,009,785</b>	<b>\$ 125,791,896</b>
<b>AB109 Estimated Contingency</b>	<b>\$ 11,528,416</b>	<b>\$ 3,988,778</b>		<b>\$ 608,789</b>	<b>\$ 16,125,983</b>
<b>Total Available Funding</b>	<b>\$ 15,517,196</b>	<b>\$ 111,782,109</b>	<b>\$ -</b>	<b>\$ 14,618,574</b>	<b>\$ 141,917,879</b>



**POST-RELEASE COMMUNITY SUPERVISION  
STATISTICAL DATA  
OCTOBER 1, 2011 THROUGH JUNE 30, 2022**

As of June 30, 2022

Within FY 21-22

<b>PRCS Packets</b>				
<b>Received:</b>		<b>19,309</b>		<b>1,370</b>
<b>Total Supervised:</b>		<b>1,560</b>		
<b>Supervised:</b>				
PRCS Offenders assigned to a caseload on 6/30/2022:		<b>1,453</b>		
High:	949	65%		
Medium:	401	28%		
Low:	103	7%		
<i>PRCS Offenders Pending Assessment:</i>	<i>107</i>			
<b>Warrants:</b>				
PRCS Warrants Issued:		<b>15,507</b>		<b>1,670</b>
Outstanding PRCS Warrants:	929	6%		
Cleared PRCS Warrants:	14,448	93%	1,624	
<i>Number of Offenders:</i>	<i>5,103</i>		<i>1,015</i>	
<b>Revocations:</b>				
PRCS Revocation Petitions:		<b>22,489</b>		<b>2,245</b>
New Offenses Only:	6,535	29%	686	31%
<i>Number of Offenders:</i>	<i>3,800</i>		<i>547</i>	
Technical Only:	15,954	71%	1,559	69%
<i>Number of Offenders:</i>	<i>5,159</i>		<i>934</i>	
Dismissed/Withdrawn:	1,579	7%	46	2%
Flash Incarcerations - No Petition Filed:	5,571		508	
<i>Number of Offenders:</i>	<i>3,142</i>		<i>372</i>	
<b>Terminations:</b>				
PRCS Terminations:		<b>15,220</b>		<b>1,437</b>
Successful (Early Term):	9,012	59%	868	60%
Expired: (Served full term)	940	6%	94	7%
Prop 47 Closed:	217	1%	-	0%
Deceased:	230	2%	36	3%
Jurisdictional Transfer	1,573	10%	84	6%
Unsuccessful:	3,248	21%	355	25%

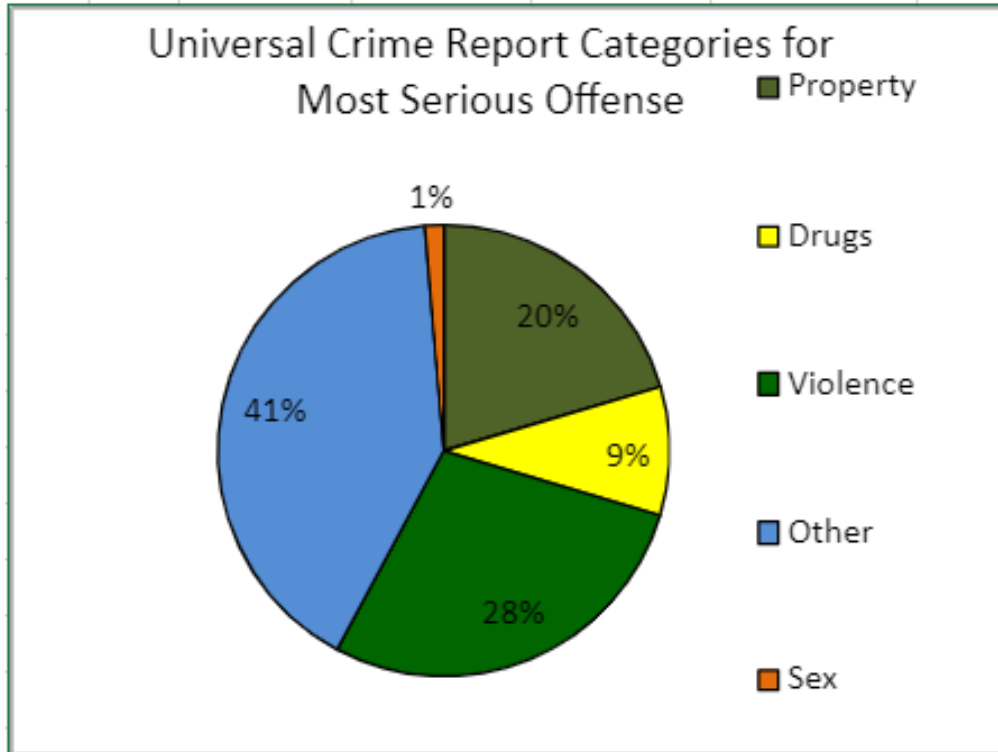
**MANDATORY SUPERVISION  
STATISTICAL DATA  
OCTOBER 1, 2011 THROUGH JUNE 30, 2022**

As of June 30, 2022

Within FY 21-22

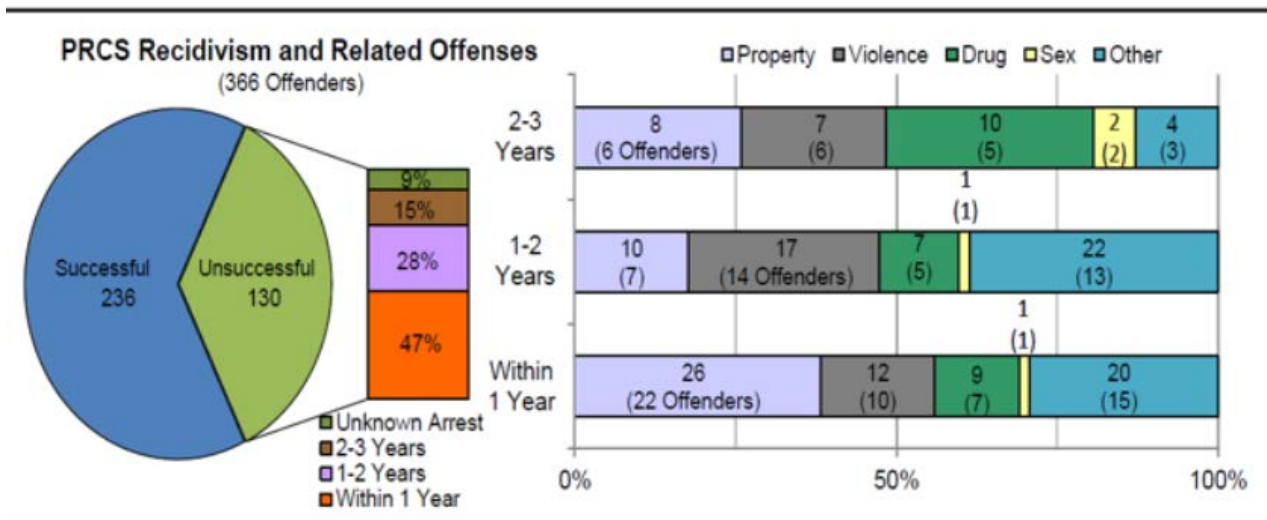
<b>MS Cases ordered by the Court:</b>		<b>15,894</b>		<b>887</b>
<b>Supervision:</b>				
MS Offenders assigned to a Caseload on 6/30/2022:		<b>669</b>		
High:	233	35%		
Medium:	186	28%		
Low:	250	37%		
<i>MS Offenders Pending Assessment:</i>	<i>100</i>			
<b>Warrants:</b>				
Mandatory Supervision Warrants Issued:		<b>14,021</b>		<b>1,478</b>
Outstanding MS Warrants:	731	5%		
Cleared MS Warrants:	13,240	94%	1,397	
<i>Number of Offenders:</i>	<i>4,705</i>		<i>573</i>	
<b>Revocations:</b>				
MS Revocation Petitions:		<b>18,795</b>		<b>1,413</b>
New Offenses Only:	7,807	42%	641	45%
<i>Number of Offenders:</i>	<i>3,345</i>		<i>298</i>	
Technical Only:	10,988	58%	772	55%
<i>Number of Offenders:</i>	<i>4,445</i>		<i>401</i>	
Dismissed/Withdrawn:	534	3%	24	2%
Flash Incarcerations - No Petition Filed:	48		13	
<i>Number of Offenders:</i>	<i>38</i>		<i>11</i>	
<b>Terminations:</b>				
MS Terminations:		<b>13,476</b>		<b>769</b>
Successful (Early Term):	42	0%	4	1%
Expired (Served full term):	5,065	38%	303	39%
Prop 47 Closed:	858	6%	-	0%
Deceased:	150	1%	21	3%
Jurisdictional Transfer:	859	6%	51	7%
Unsuccessful:	6,502	48%	390	51%

### POST-RELEASE COMMUNITY SUPERVISION (PRCS) UNIVERSAL CRIME REPORT CATEGORIES FOR MOST RECENT COMMITMENT OFFENSE

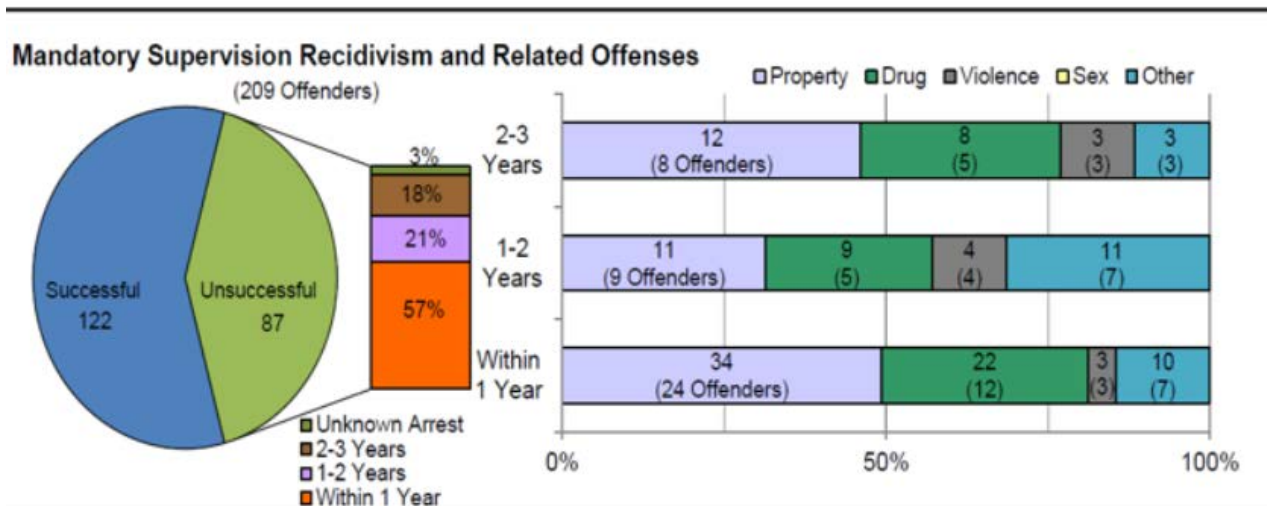


Data provided by the Riverside County Probation Department as of June 30, 2022

## Realignment Recidivism<sup>17</sup>



36% of PRCS offenders recidivated, 61 (47%) within 1 year, 37 (28%) 1-2 years, 20 (15%) 2-3 years and 12 (9%) had arrest dates that were unknown. Nearly half of the population recidivated within 1 year of supervision more likely with a Property offense.



42% percent of MS offenders recidivated within three years. Amongst them, 50 (57%) within 1 year, 18 (21%) 1-2 years, 16 (18%) 2-3 years and 3 (3%) had arrest dates that were unknown. Recidivism in Mandatory Supervision continues to have a higher probability of happening within 1 year with a Property offense.

**POST-RELEASE ACCOUNTABILITY AND  
COMPLIANCE TEAM ACTIVITY REPORT  
FISCAL YEAR 2021-2022**

<b>2021</b>	<b>Compliance Checks</b>	<b>Bad Addresses</b>	<b>Arrests PRCS</b>	<b>Arrests MS</b>	<b>Arrests Other</b>	<b>AODs</b>
July	230	30	33	3	75	25
August	296	16	30	15	114	24
September	288	13	25	7	64	29
October	199	14	27	3	73	18
November	238	14	27	30	101	12
December	275	19	35	5	61	38
<b>Totals</b>	<b>1,526</b>	<b>106</b>	<b>177</b>	<b>63</b>	<b>488</b>	<b>146</b>

<b>2022</b>	<b>Compliance Checks</b>	<b>Bad Addresses</b>	<b>Arrests PRCS</b>	<b>Arrests MS</b>	<b>Arrests Other</b>	<b>AODs</b>
January	228	19	19	2	13	34
February	226	13	16	5	7	33
March	404	18	26	9	32	45
April	259	31	17	2	36	27
May	178	30	27	5	19	26
June	319	26	24	2	29	18
<b>Totals</b>	<b>1,614</b>	<b>137</b>	<b>129</b>	<b>25</b>	<b>136</b>	<b>183</b>

<b>Grand Totals</b>	<b>3,140</b>	<b>243</b>	<b>306</b>	<b>88</b>	<b>624</b>	<b>329</b>
---------------------	--------------	------------	------------	-----------	------------	------------

# **ANNUAL REALIGNMENT PLAN UPDATE**

## **COMMUNITY CORRECTIONS PARTNERSHIP EXECUTIVE COMMITTEE (CCPEC)**

---

**Ron Miller II,  
Chief Probation Officer**

# **ANNUAL REALIGNMENT PLAN UPDATE**

## **COMMUNITY CORRECTIONS PARTNERSHIP EXECUTIVE COMMITTEE (CCPEC)**

---

**Michael Hestrin, District Attorney**

# **ANNUAL REALIGNMENT PLAN UPDATE**

## **COMMUNITY CORRECTIONS PARTNERSHIP EXECUTIVE COMMITTEE (CCPEC)**

---

**W. Samuel Hamrick, Court Executive Officer  
Superior Court Designee**



# **ANNUAL REALIGNMENT PLAN UPDATE**

## **COMMUNITY CORRECTIONS PARTNERSHIP EXECUTIVE COMMITTEE (CCPEC)**

---

**Steven L. Harmon, Public Defender**

# **ANNUAL REALIGNMENT PLAN UPDATE**

## **COMMUNITY CORRECTIONS PARTNERSHIP EXECUTIVE COMMITTEE (CCPEC)**

---

**Zareh Sarrafian**

**Assistant County Executive Officer – Riverside University Health System**

# **ANNUAL REALIGNMENT PLAN UPDATE**

## **COMMUNITY CORRECTIONS PARTNERSHIP EXECUTIVE COMMITTEE (CCPEC)**

---

**Chad Bianco, Sheriff**

# **ANNUAL REALIGNMENT PLAN UPDATE**

## **COMMUNITY CORRECTIONS PARTNERSHIP EXECUTIVE COMMITTEE (CCPEC)**

---

**Tony Conrad, Chief of Police, City of Murrieta**

**RIVERSIDE COUNTY  
COMMUNITY CORRECTIONS PARTNERSHIP  
EXECUTIVE COMMITTEE**

All CCPEC Meetings will be virtual meetings until further notice due to precautions related to the spread of Coronavirus COVID-19.

---

**REGULAR MEETING DATES – 2023**

February 7, 2023 – 1:30 p.m.

June 6, 2023 – 1:30 p.m.

October 3, 2023 – 1:30 p.m.

Approved Date: TBD

*In accordance with State Law (Brown Act):*

- *The meetings of the CCP Executive Committee are open to the public. The public may address the Committee within the subject matter jurisdiction of this committee.*
- *Disabled persons may request disability-related accommodations in order to address the CCP Executive Committee. Reasonable accommodations can be made to assist disabled persons if requested 24-hours prior to the meeting by contacting Riverside County Probation Department at (951) 955-2830.*
- *Agenda will be posted 72 hours prior to meeting.*
- *The public may review open session materials at [www.probation.co.riverside.ca.us](http://www.probation.co.riverside.ca.us) under Related Links tab or at Probation Administration, 3960 Orange St., 6<sup>th</sup> Floor, Riverside, CA.*
- *Cancellations will be posted 72-hours prior to meeting.*
- *Agenda items may be called out of order.*

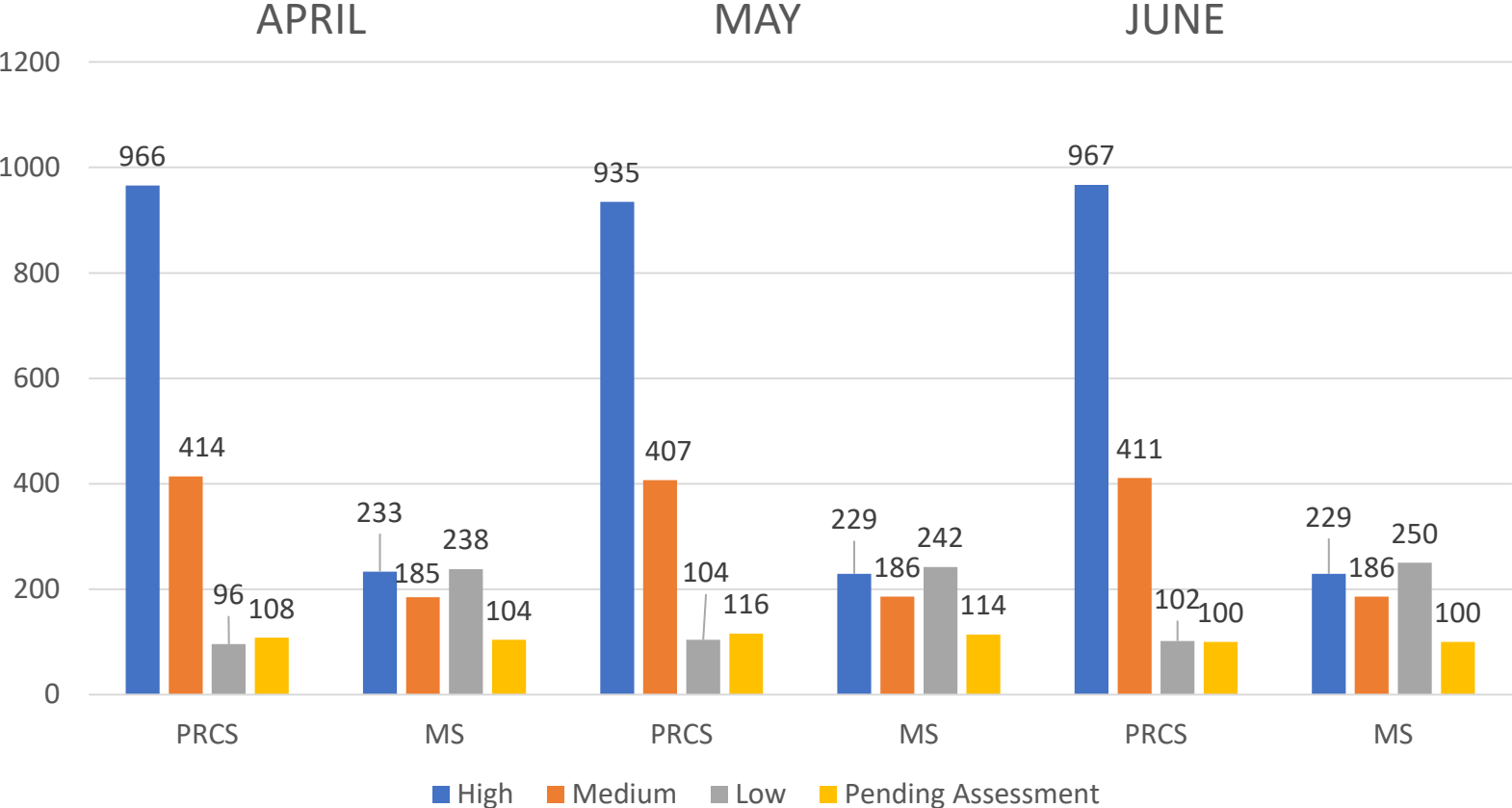
# CCPEC AB109 Quarterly Statistics

---

April 2022 - June 2022

Quarter 4

# AB109 STATUS REPORT

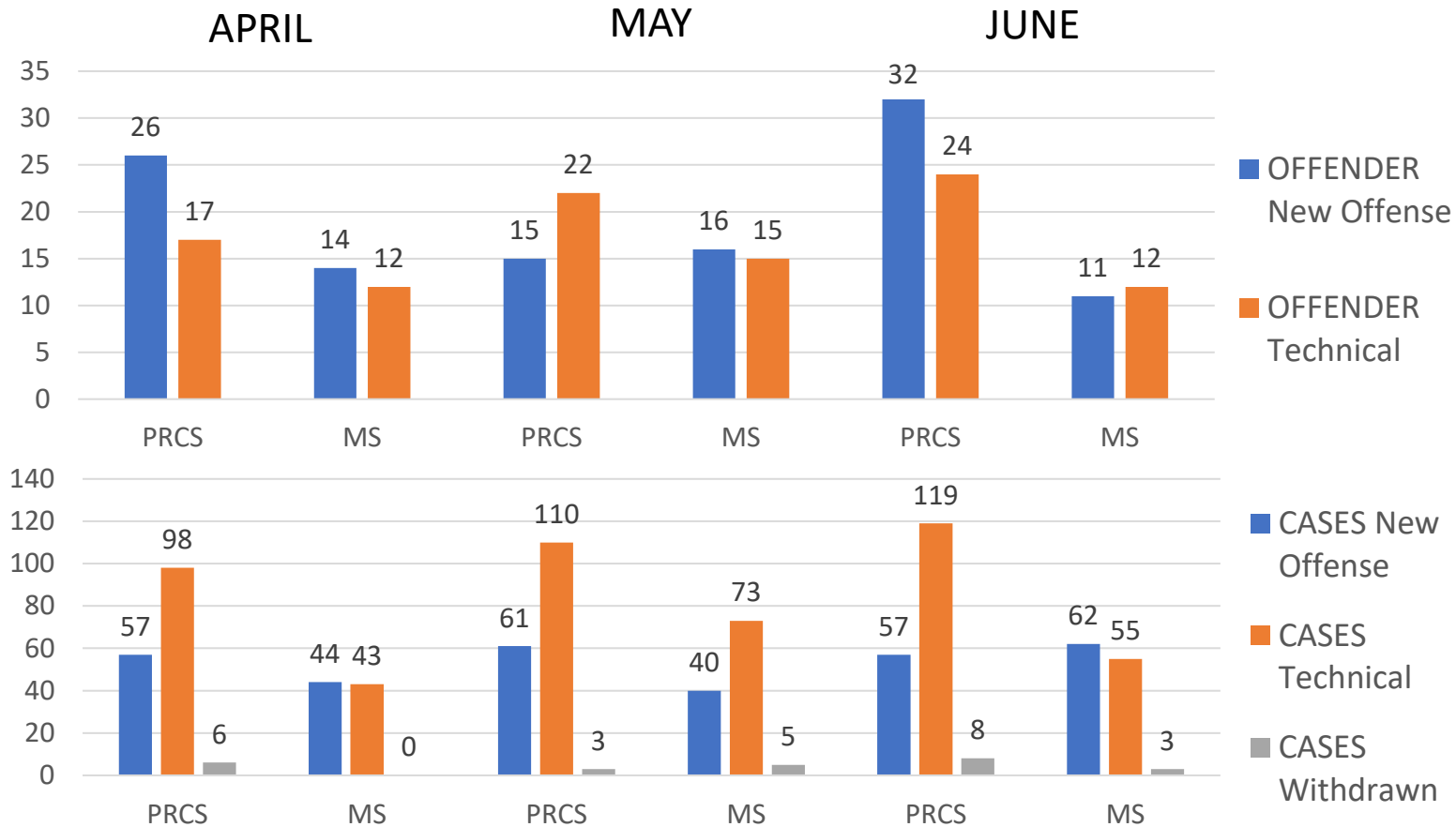


Grand Totals: AB109  
 April: 2,344  
 May: 2,333  
 June: 2,345

Completed Prison Sentence  
 (Since 10/1/11 as of 7/1/22):  
 16,528

# AB109 STATUS REPORT CONTINUED...

## Revocations



Grand Total  
(Since 10/1/11  
as of 7/1/22)

Offenders:

New Offenses: 7,114

Technical: 9,509

Cases:

New Offenses: 13,034

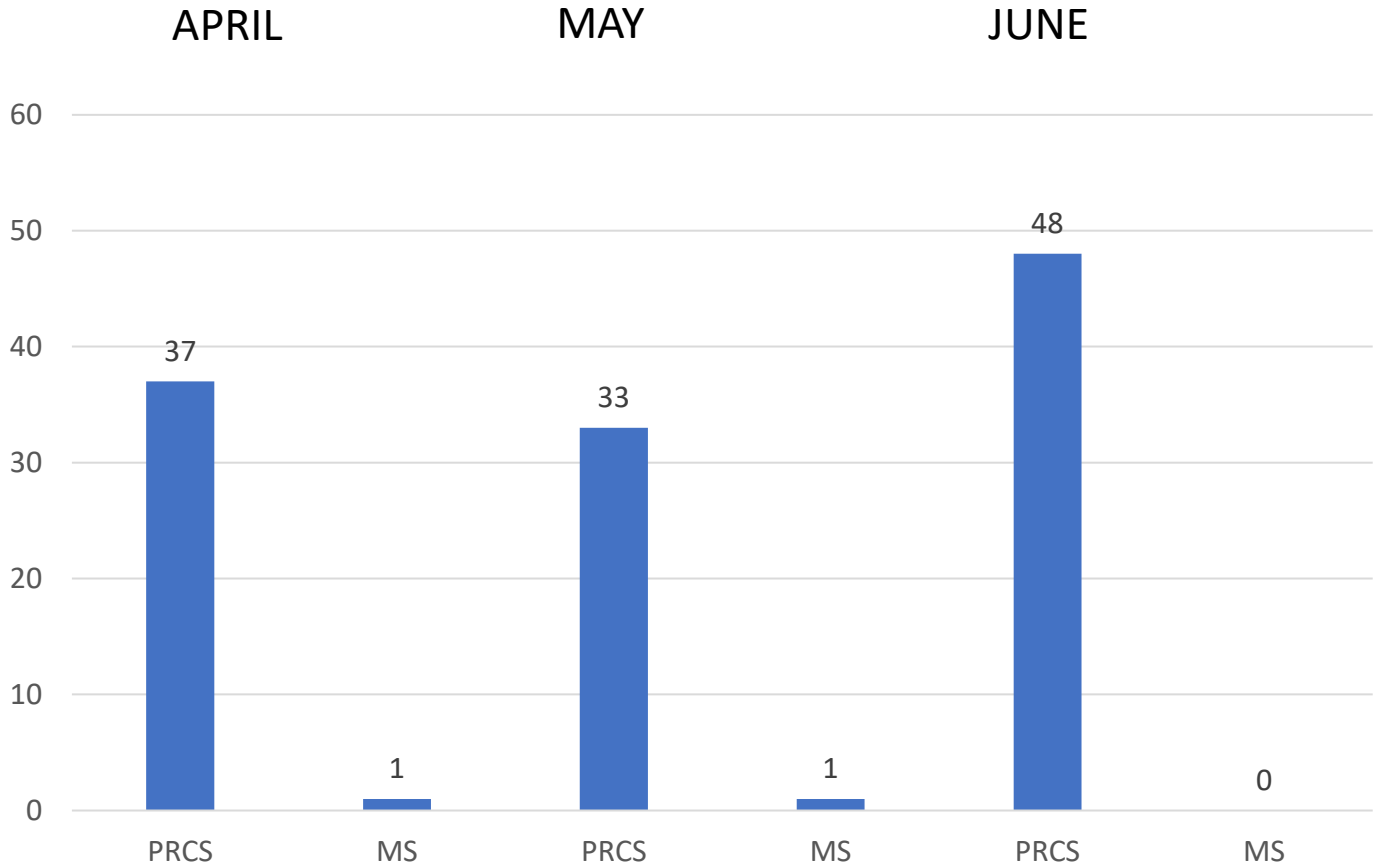
Technical: 25,820

Withdrawn: 2,077



# AB109 STATUS REPORT CONTINUED...

## Flash Incarcerations

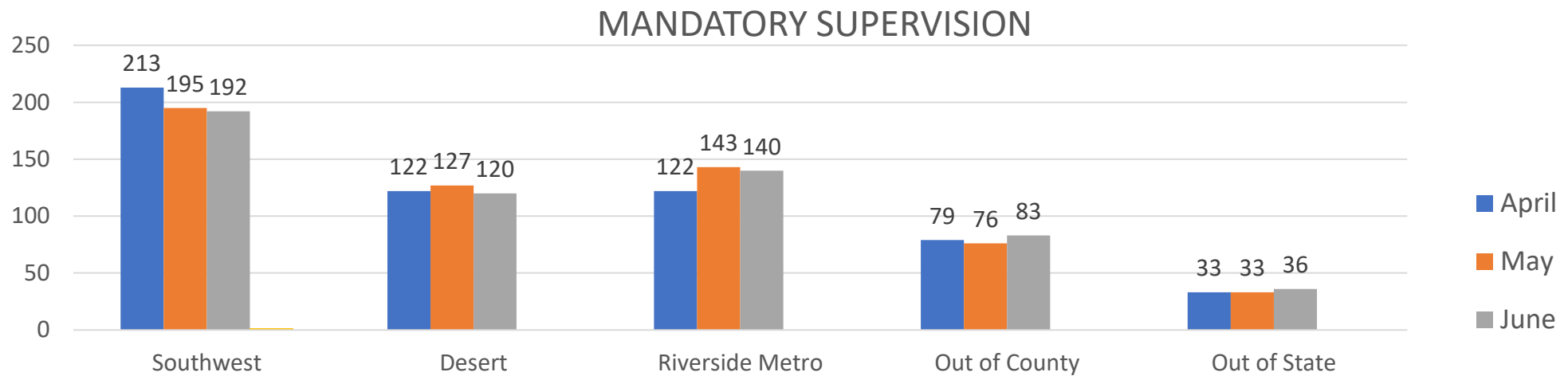
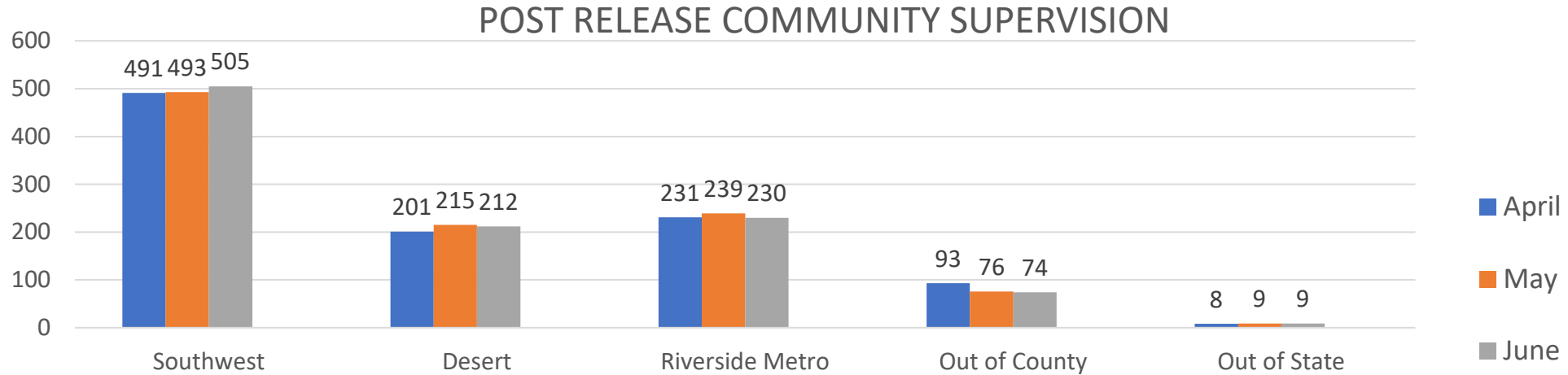


Flash Incarcerations

Grand Total  
(Since 10/1/11  
as of 7/1/22)

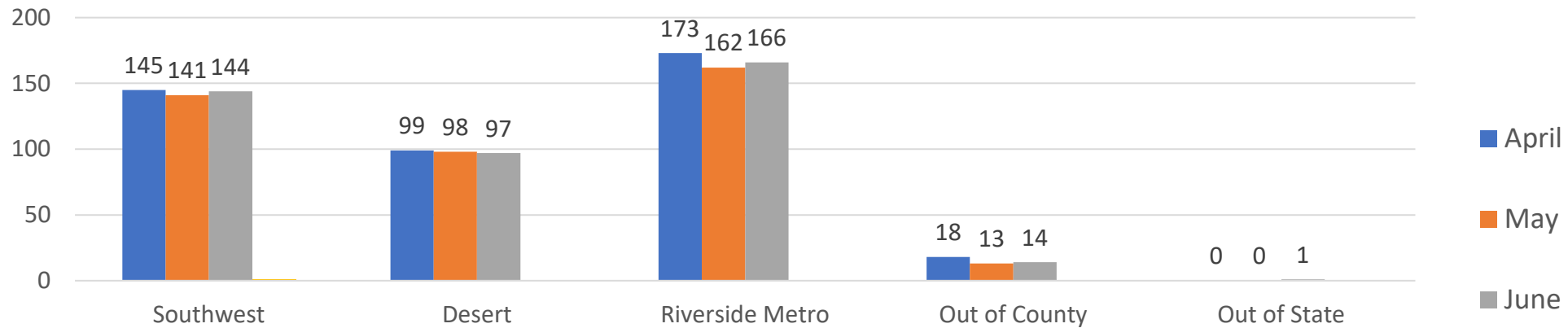
Flashes:  
PRCS: 5,460 MS: 48

# AB109 ACTIVE SUPERVISION (PERMANENT HOUSING)

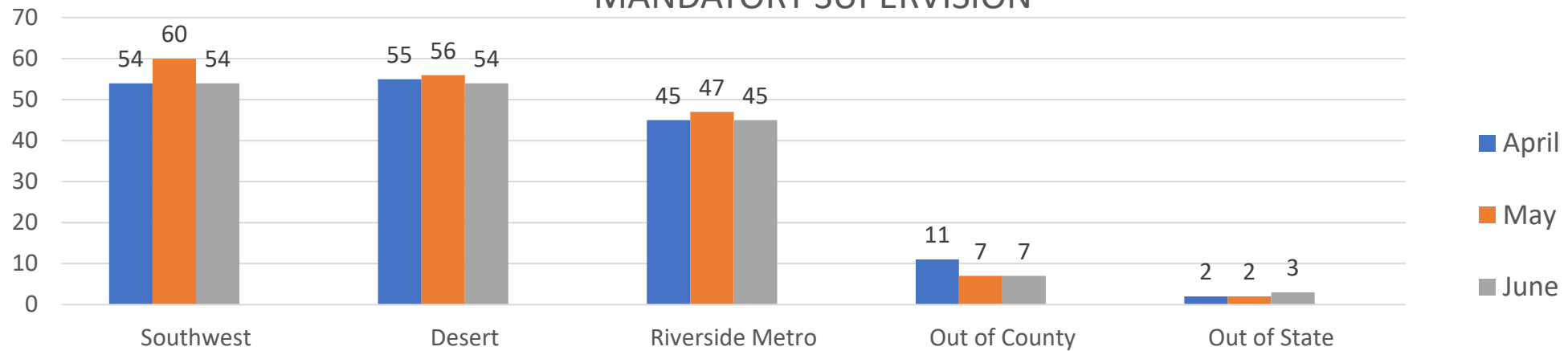


# AB109 ACTIVE SUPERVISION (HOMELESS)

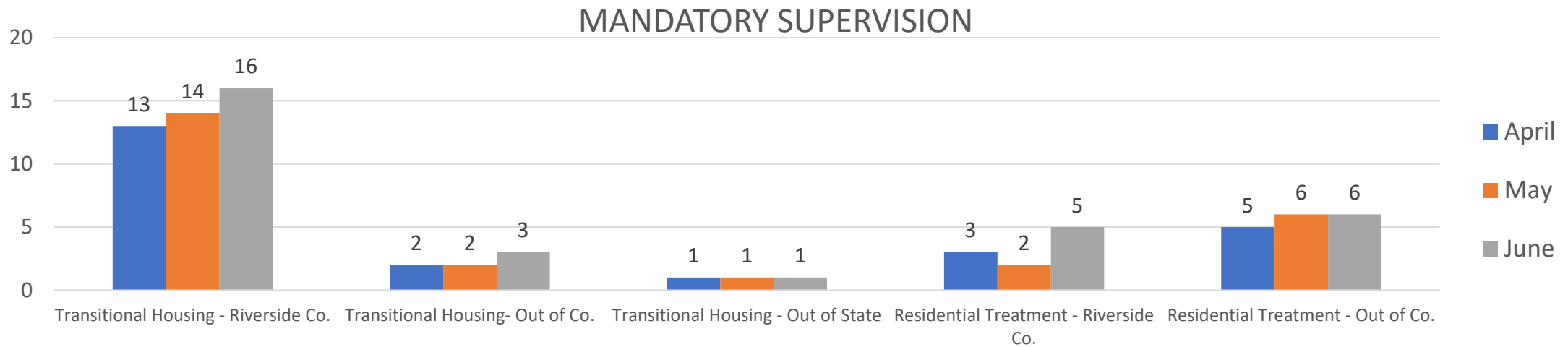
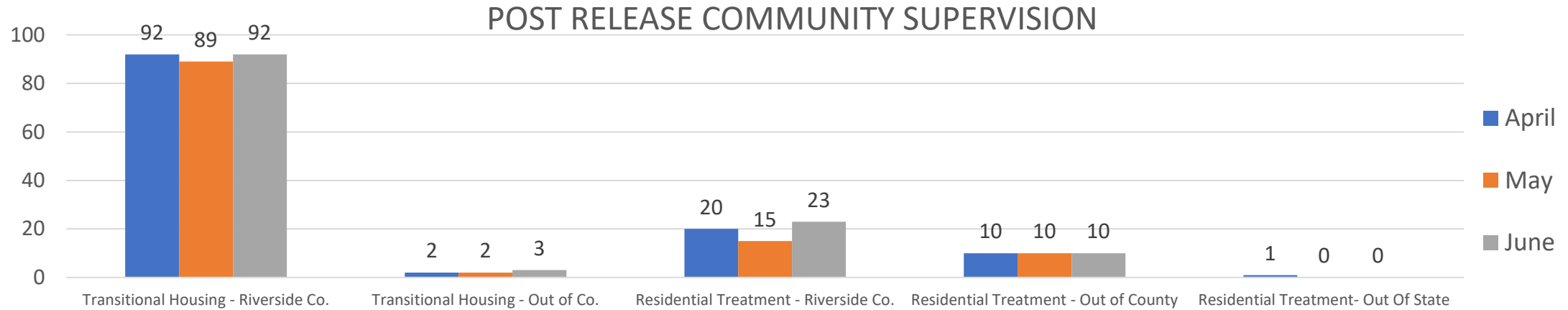
## POST RELEASE COMMUNITY SUPERVISION



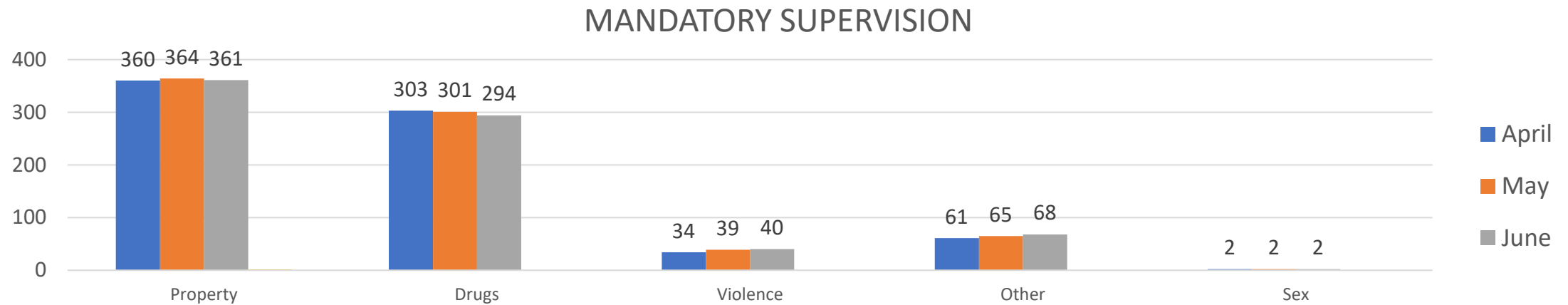
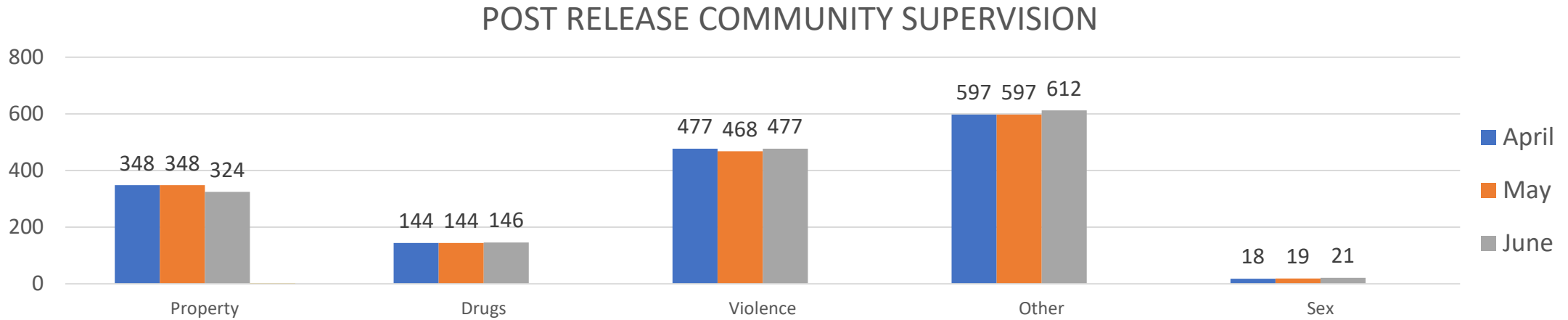
## MANDATORY SUPERVISION



# AB109 ACTIVE SUPERVISION (Residential/Transitional Housing)

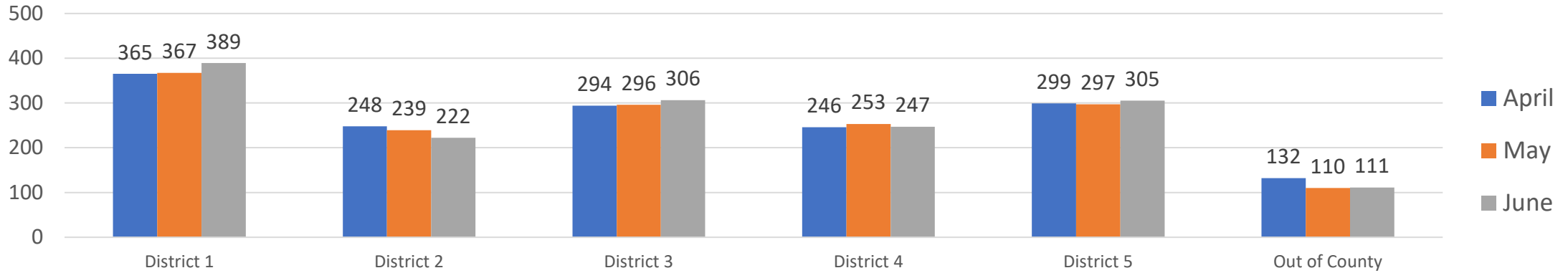


# AB109 UNIVERSAL CRIME REPORT CATEGORIES FOR MOST SERIOUS OFFENSE

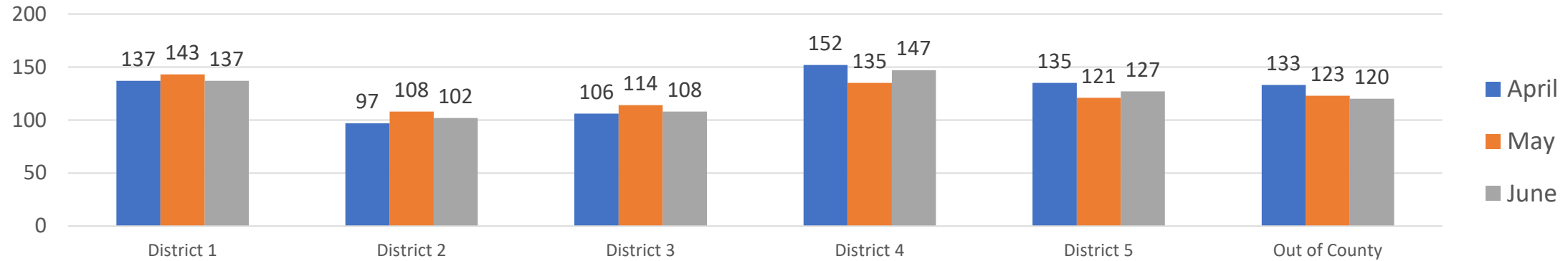


# AB109 POPULATION BY SUPERVISOR DISTRICT

## POST RELEASE COMMUNITY SUPERVISION



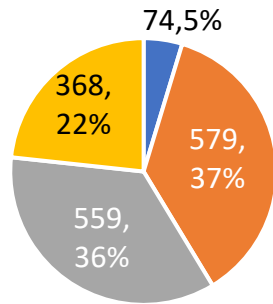
## MANDATORY SUPERVISION



# PRCS/MS ACTIVE SUPERVISION: AGE, GENDER, ETHNICITY

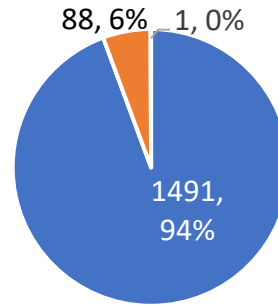
As of 7/1/22

PRCS Age



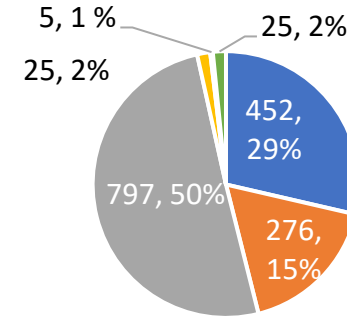
■ 18-24 ■ 25-34 ■ 35-44 ■ 45+

PRCS Gender



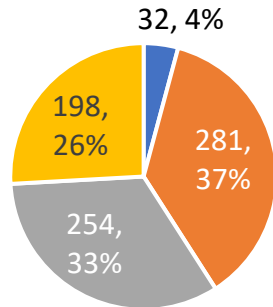
■ Males ■ Females  
■ Undelcared

PRCS Ethnicity



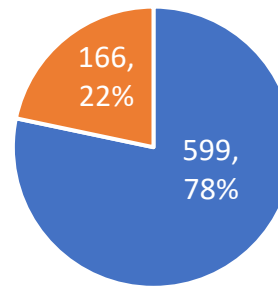
■ White ■ Black ■ Hispanic ■ American Indian ■ Asian ■ Other

MS Age



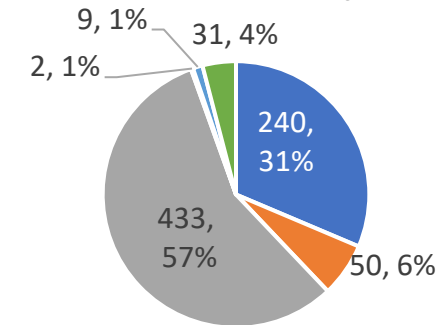
■ 18-24 ■ 25-34 ■ 35-44 ■ 45+

MS Gender



■ Males ■ Females

MS Ethnicity



■ White ■ Black ■ Hispanic ■ American Indian ■ Asian ■ Other



## RIVERSIDE COUNTY SHERIFF'S DEPARTMENT

**CHAD BIANCO, SHERIFF / CORONER**

**To:** CCPEC Executive Committee **Date:** September 30, 2022

**From:** Sheriff Chad Bianco  
*Point of Contact: Chief Deputy Misha Graves (951) 955-2446, mgraves@riversidesheriff.org*

**RE:** AB 109 Impact Update

Since State Prison Realignment under AB 109 went into effect, the jails in Riverside County have experienced a substantial increase in inmate population. In the first week of January 2012, our facilities hit maximum capacity, requiring us to initiate releases pursuant to a federal court order to relieve overcrowding. Since that date, our jail population has consistently remained at maximum capacity. In calendar year 2021 overcrowding forced the early release of 9,376 inmates. This was a 53% percent increase when compared to 2020. The 2022 year-to-date early release number is 8,622. We continue to utilize SECP (electronic monitoring) as an alternative sentencing program in an effort to relieve overcrowding and minimize early releases.

Inmate bookings since AB 109 went into effect which are directly related to realignment are:

### **Parole Violations (3056 PC)<sup>1</sup>**

- 32,786 inmates booked (21,725 booked for violation only; 11,061 had additional charges)
- 88 inmates in custody

### **Flash Incarcerations (3454 PC)<sup>2</sup>**

- 5,888 inmates booked
- 14 inmates in custody

### **Post Release Community Supervision Violations (3455 PC)<sup>3</sup>**

- 23,275 inmates booked (12,841 booked for a violation only; 10,434 had additional charges).
- 29 inmates in custody

### **Inmates Sentenced under 1170(h) PC for Felony Sentence to be served in County Jail<sup>4</sup>**

- 20,661 inmates sentenced
- 56 inmates in custody (41 RSO facilities; 15 alternative housing)
- 13 of these inmates are sentenced to 3 years or more (5 RSO facilities; 8 alternative housing)
- Longest sentence: 2 inmates sentenced to 20 Years (currently on SECP)

<sup>1</sup> 3056 PC (Parole Violation) - Period of detention in a county jail due to a violation of an offender's condition of parole.

<sup>2</sup> 3454 PC (Flash Incarceration) - Period of detention in a county jail due to a violation of an offender's condition of post release supervision (1-10 days).

<sup>3</sup> 3455 PC (PRCS) - Period of detention in a county jail due to a violation of an offender's condition of post release supervision (not to exceed 180 days).

<sup>4</sup> 1170 (h) PC – Sentenced felony offenders serving their time in a county jail as opposed to state prison.



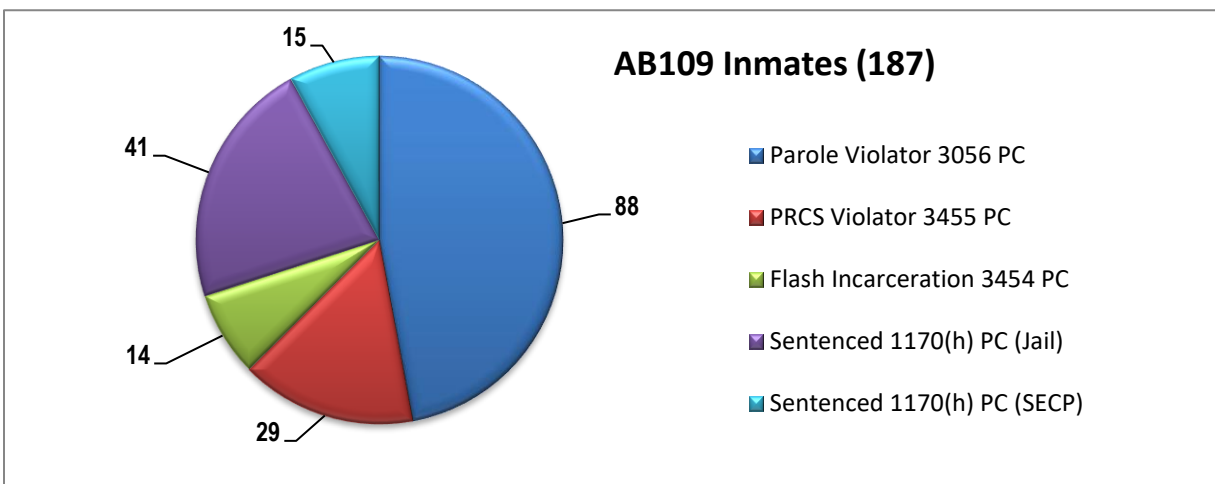
### Alternative Incarceration Methods<sup>5</sup>

Alternative incarceration methods include: The California Department of Corrections and Rehabilitation (CDCR) Fire Camp (temporarily suspended) and Supervised Electronic Confinement Program (SECP).

- Since June 2013, 226 fire camp participants completed the program
- Since January 2012, 2,475 full-time SECP participants
- 15 of RSO's SECP current full-time participants are 1170(h) inmates

### Summary

The total number of inmates to date booked directly or sentenced to jail due to realignment is 61,115. The number of those currently remanded to the custody of the Riverside Sheriff's Department is 187.



<sup>5</sup> Alternative Incarceration Methods – Housing or monitoring sentenced inmates outside of the County Jail.

# Riverside University Health System Behavioral Health

## CCPEC October 2022

# AB109 BH Clinical Service Review



**JOT** – provides screenings & referrals

**New Life Clinics/DRCs** – provide individual, group, family therapy, case mgmt., medication services

**Forensic Full Service Partnerships**- field-based intensive outpatient services for most severe consumers.

- ▶ BH Screenings: 344
- ▶ Individual: 15,211
- ▶ Group: 3,639
- ▶ Case Management: 3,645
- ▶ Medication Services: 2,325
- ▶ Total Services (including misc.): 29,122
- ▶ Consumers Served: 821

# Consumer Spotlight and Clinic Newsletters

# San Jacinto New Life FFSP

July 2022

## Anything Is Possible

Ms. KT came to San Jacinto New Life FFSP in April 2021.

Ms. KT was homeless, unemployed, and fighting some serious criminal charges all while struggling with substance abuse.

During her time with New Life, Ms. KT was accepted into mental health court, completed inpatient substance abuse treatment, and immediately jumped headfirst into her mental health program. She attended weekly therapy sessions and completed several groups. Not only did KT get a full-time job, but she was also recently promoted to a management position. In addition, Ms. KT has acquired her own apartment in sober living and just bought herself a car. Ms. KT will be graduating mental health court in August 2022.

Her willingness and dedication to her recovery and mental health shows that anything is possible. We are so very proud of her, the sky is the limit.

*"New Life has given me a way to live life, not just to survive." KT*



## Shining Success

Ms. Jennifer came to San Jacinto New Life FFSP in February 2021. She was struggling with her mental health, substance abuse, homelessness, and had open cases in two counties. Jennifer completed inpatient substance treatment, was accepted into mental health court, which she will be graduating from in December 2022. Also, her case out of San Bernardino County was recently dismissed as a result of all her hard work. Jennifer attends weekly therapy sessions along with several groups here at New Life. Ms. Jennifer has made tremendous progress since starting here at San Jacinto New Life. She receives SSDI and is now living at a sober living where she is able to pay for herself. She has learned how to be self-sufficient and how to be a productive member of society. Ms. Jennifer is a shining example that it is never too late to turn your life around. We are super proud of her!

*"New Life has given me a new perspective in life. It has shown me how to live a drug free life and more." -JS*

"The joy of life is becoming a person you are proud of." —Bill Orender





# SAN JACINTO New Life

## Announcement



San Jacinto New Life Clinic is making waves across the community! We have seen some great success and want share some of them with you.



## *DIGNITY*

Jerry was released from prison on 8-04-2020. He walked into the San Jacinto New Life Clinic with a zip lock bag containing his discharge papers wearing grey sweatpants and a white t-shirt. This was all he owned at the time. The probation office was closed early due Covid19, so we were unable to get him into AB-109 housing that day and had to wait the following morning. Jerry ended up spending his first night at the bus stop.

The next morning he came in and from that day on did everything the team suggested. He completed several groups. He received SSI after six months. He transitioned from AB-109 housing to sober living where he began to pay his own rent. He bought himself a car. He then received Mainstream housing after one year and recently moved into his own apartment. Jerry is now off of probation and has reconciled with his family.



## *OPPORTUNITY*

Dane was court ordered to attend San Jacinto New life and to follow up with probation. Dane jumped right in attending therapy weekly sessions and completing groups. Dane soon realized that his continued substance use and mental illness were an unhealthy combination. Dane began seeing a Behavior Health doctor, and continued with weekly therapy and groups. Dane soon became stabilized on medication, stopped using substances, finished his groups and applied for work. Dane has maintained employment and was recently hired on with a local company. Dane is a great example of determination and what can be done if you choose something better for yourself.





### *HOPE*

Adriana began her journey with SJNL clinic in 2018. I like to joke and call her the New Life O.G.! She has graduated from every group offered and only missed a handful of sessions over the past 3 years. She utilized every resource offered to her, such as, Pathways to Success and is now completing her intern hours to become a substance abuse counselor. In the beginning of her journey, she was prohibited from building a relationship with her children. However, in November of 2021, her son moved back home and is getting closer and closer to having the same relationship with her other children. Due to Adriana's dedication to her recovery she is almost 100 days away from the successful completion of her probation! Congratulations to San Jacinto New Life Clinics O.G. Adriana!

### *PRIDE*



---

"San Jacinto New Life has changed my world and the way I see the world. They made me believe I can do anything." Jerry~

---



**COURT REALIGNMENT/PROP 47 DATA (as of 7/31/22)**

<b>Riverside Superior Court - 2022</b>		<b>Quarter 1</b>	<b>Quarter 2</b>	<b>Quarter 3</b>	<b>Quarter 4</b>
		<b>(Jan - March)</b>	<b>(April - June)</b>	<b>(July - Sept)</b>	<b>(Oct - Dec)</b>
<b>Pre-Sentencing</b>					
q1	New felony case filings	358	3774		
q2	Pre-sentence warrants issued for FTA	2350	2581		
<b>Initial Sentencing</b>					
q3	State prison	815	849		
q4	Probation	1006	1044		
q5	Straight sentence	85	81		
q6	Split sentence	167	170		
<b>Probation</b>					
q7	Petitions/court motions to revoke/modify felony probation	353	318		
q8	Probation reinstated	330	258		
q9	State prison	22	13		
q10	Straight sentence	49	42		
q11	Split sentence	17	21		
<b>Mandatory Supervision</b>					
q12	Petitions/court motions to revoke/modify MS	115	115		
q13	Warrants issued	148	132		
q14	Calendar events	145	118		
q15	Contested evidentiary hearings	0	0		
q16	MS reinstated	278	186		
q17	MS revoked/terminated	59	87		
<b>Post-release community supervision (PRCS)</b>					
q18	Petitions/court motions to revoke/modify PRCS	558	533		
q19	Warrants issued	396	363		
q20	Calendar events	596	534		
q21	Contested evidentiary hearings	0	0		
q22	PRCS revoke: no custody	0	0		
q23	PRCS revoke: custody ordered	544	524		
q24	PRCS referred to reentry	0	0		
q25	PRCS permanently terminated	29	50		
<b>Parole</b>					
q26	Petitions/court motions to revoke/modify Parole	347	372		
q27	Warrants issued	261	293		
q28	Calendar events	150	107		
q29	Contested evidentiary hearings	0	0		
q30	Parole revoke: no custody	2	0		
q31	Parole revoke: custody ordered	131	99		
q32	Parole referred to reentry	0	0		

q33	Remanded to CDCR	2	0
<b>Prop 47 Filings</b>			
q34	Resentencing Petitions	0	10
q35	Reclassification Applications	20	1
q36	Juvenile Petitions/Applications	0	0
<b>Prop 64 Filings</b>			
q37	Resentencing/Dismissal Petitions	3	0
q38	Redesignation/Sealing Applications	7	5
q38 q39	Juvenile Petitions/Applications	0	0
<b>Mental Health Diversion</b>			
q40	Mental Health Diversion Petitions Received	57	59
q40A	Petitions Received, Felonies	34	39
q41	Mental Health Diversion Petitions Granted	27	28
q41A	Petitions Granted, Felonies	117	18
q42	Mental Health Diversion Petitions Denied	55	85
q42A	Petitions Denied, Felonies	31	40
q43	Mental Health Diversion Petitions Denied due to Statutory Requirements	55	85
q43A	Petitions Denied due to Statutory Requirements, Felonies	31	40
q44	Successful Mental Health Diversion Program Completions	18	27
q44A	Successful Completions, Felonies	8	13
q45	Unsuccessful Mental Health Diversion Program Terminations	2	14
q45A	Unsuccessful Terminations, Felonies	1	7